



**Consolidated Annual Financial
Report of the Administrative Agent
for
the Somalia Humanitarian Fund**

for the period 1 January to 31 December 2020

Multi-Partner Trust Fund Office
United Nations Development Programme
[GATEWAY: http://mptf.undp.org](http://mptf.undp.org)

15 May 2021

PARTICIPATING ORGANIZATIONS



Food and Agriculture Organization



International Organization for Migration



United Nations Office for the Coordination of Humanitarian Affairs



United Nations Development Programme



United Nations Population Fund



United Nations Centre for Human Settlement



United Nations High Commissioner for Refugees



United Nations Children's Fund



United Nations Office for Project Services



World Food Programme




World Health Organization

CONTRIBUTORS



African Union



Arab Gulf Programme for Development



Australia



Azerbaijan



Canada



Denmark



United Kingdom



Finland



Germany



Guyana



Ireland



Italy



Netherlands



Norway



Poland

Private Sector



Republic of Korea



Sri Lanka



Sweden



Switzerland



UN Foundation/UN Partnership Office

DEFINITIONS

Approved Project/Programme

A project/programme including budget, etc., that is approved by the Humanitarian Coordinator for fund allocation purposes.

Contributor Commitment

Amount(s) committed by a donor to a Fund in a signed Standard Administrative Arrangement with the UNDP Multi-Partner Trust Fund Office (MPTF Office), in its capacity as the Administrative Agent. A commitment may be paid or pending payment.

Contributor Deposit

Cash deposit received by the MPTF Office for the Fund from a contributor in accordance with a signed Standard Administrative Arrangement.

Delivery Rate

The percentage of funds that have been utilized, calculated by comparing expenditures reported by a Participating Organization against the 'net funded amount'.

Indirect Support Costs

A general cost that cannot be directly related to any particular programme or activity of the Participating Organizations. UNDG policy establishes a fixed indirect cost rate of 7% of programmable costs.

Managing Agent

The Participating UN Organization (e.g., UNDP or OCHA) that has signed the MOU and performs an oversight function vis-à-vis NGOs receiving funding. The Managing Agent has the same obligations as any other PUNO signing the MOU, including for reporting.

Net Funded Amount

Amount transferred to a Participating Organization less any refunds transferred back to the MPTF Office by a Participating Organization.

Participating Organization

A UN Organization or other inter-governmental Organization that is an implementing partner in a Fund, as represented by signing a Memorandum of Understanding (MOU) with the MPTF Office for a particular Fund.

Project Expenditure

The sum of expenses and/or expenditure reported by all Participating Organizations for a Fund irrespective of which basis of accounting each Participating Organization follows for donor reporting.

Project Financial Closure

A project or programme is considered financially closed when all financial obligations of an operationally completed project or programme have been settled, and no further financial charges may be incurred.

Project Operational Closure

A project or programme is considered operationally closed when all programmatic activities for which Participating Organization(s) received funding have been completed.

Project Start Date

Date of transfer of first instalment from the MPTF Office to the Participating Organization.

Total Approved Budget

This represents the cumulative amount of allocations approved by the Humanitarian Coordinator.

US Dollar Amount

The financial data in the report is recorded in US Dollars and due to rounding off of numbers, the totals may not add up.

TABLE OF CONTENTS

Introduction	6
1. Sources and Uses of Funds	7
2. Partner Contributions	8
3. Interest Earned	10
4. Transfer of Funds	11
5. Expenditure and Financial Delivery Rates	14
6. Cost Recovery	50
7. Accountability and Transparency	50
8. Direct Cost	50

INTRODUCTION

This Consolidated Annual Financial Report of the **Somalia Humanitarian Fund** is prepared by the United Nations Development Programme (UNDP) Multi-Partner Trust Fund Office (MPTF Office) in fulfillment of its obligations as Administrative Agent, as per the terms of Reference (TOR), the Memorandum of Understanding (MOU) signed between the UNDP MPTF Office and the Participating Organizations, and the Standard Administrative Arrangement (SAA) signed with contributors.

The MPTF Office, as Administrative Agent, is responsible for concluding an MOU with Participating Organizations and SAAs with contributors. It receives, administers and

manages contributions, and disburses these funds to the Participating Organizations. The Administrative Agent prepares and submits annual consolidated financial reports, as well as regular financial statements, for transmission to contributors.

This consolidated financial report covers the period 1 January to 31 December **2020** and provides financial data on progress made in the implementation of projects of the **Somalia Humanitarian Fund**. It is posted on the MPTF Office GATEWAY (<http://mptf.undp.org/factsheet/fund/HSO10>).

The financial data in the report is recorded in US Dollars and due to rounding off of numbers, the totals may not add up.

2020 FINANCIAL PERFORMANCE

This chapter presents financial data and analysis of the **Somalia Humanitarian Fund** using the pass-through funding modality as of 31 December 2020. Financial information for this Fund is also available on the MPTF Office GATEWAY, at the following address:

<http://mptf.undp.org/factsheet/fund/HSO10>.

1. SOURCES AND USES OF FUNDS

As of 31 December 2020, 25 contributors deposited US\$ 578,864,687 in contributions and US\$ 1,413,512 was earned in interest.

The cumulative source of funds was US\$ 580,278,199.

Of this amount, US\$ 560,868,943 has been net funded to 12 Participating Organizations, of which US\$ 506,327,624 has been reported as expenditure. The Administrative Agent fee has been charged at the approved rate of 1% on deposits and amounts to US\$ 5,788,647. Table 1 provides an overview of the overall sources, uses, and balance of the **Somalia Humanitarian Fund** as of 31 December 2020.

Table 1. Financial Overview, as of 31 December 2020 (in US Dollars)

	Annual 2019	Annual 2020	Cumulative
Sources of Funds			
Contributions from donors	58,930,159	47,500,133	578,864,687
Fund Earned Interest and Investment Income	250,522	115,827	1,378,520
Interest Income received from Participating Organizations	-	-	34,992
Total: Sources of Funds	59,180,680	47,615,960	580,278,199
Use of Funds			
Transfers to Participating Organizations	64,532,566	38,670,981	554,633,223
Refunds received from Participating Organizations	(1,958)	-	(6,360,564)
Net Funded Amount	64,530,608	38,670,981	548,272,660
Administrative Agent Fees	589,302	475,001	5,788,647
Direct Costs: (Steering Committee, Secretariat...etc.)	1,998,619	2,043,643	12,596,283
Bank Charges	307	414	7,654
Total: Uses of Funds	67,118,835	41,190,039	566,665,244
Change in Fund cash balance with Administrative Agent	(7,938,155)	6,425,921	13,612,955
Opening Fund balance (1 January)	15,125,189	7,187,034	-
Closing Fund balance (31 December)	7,187,034	13,612,955	13,612,955
Net Funded Amount (Includes Direct Cost)	66,529,227	40,714,624	560,868,943
Participating Organizations' Expenditure (Includes Direct Cost)	80,074,783	37,284,202	506,327,624
Balance of Funds with Participating Organizations			54,541,318

2. PARTNER CONTRIBUTIONS

Table 2 provides information on cumulative contributions received from all contributors to this Fund as of 31 December 2020.

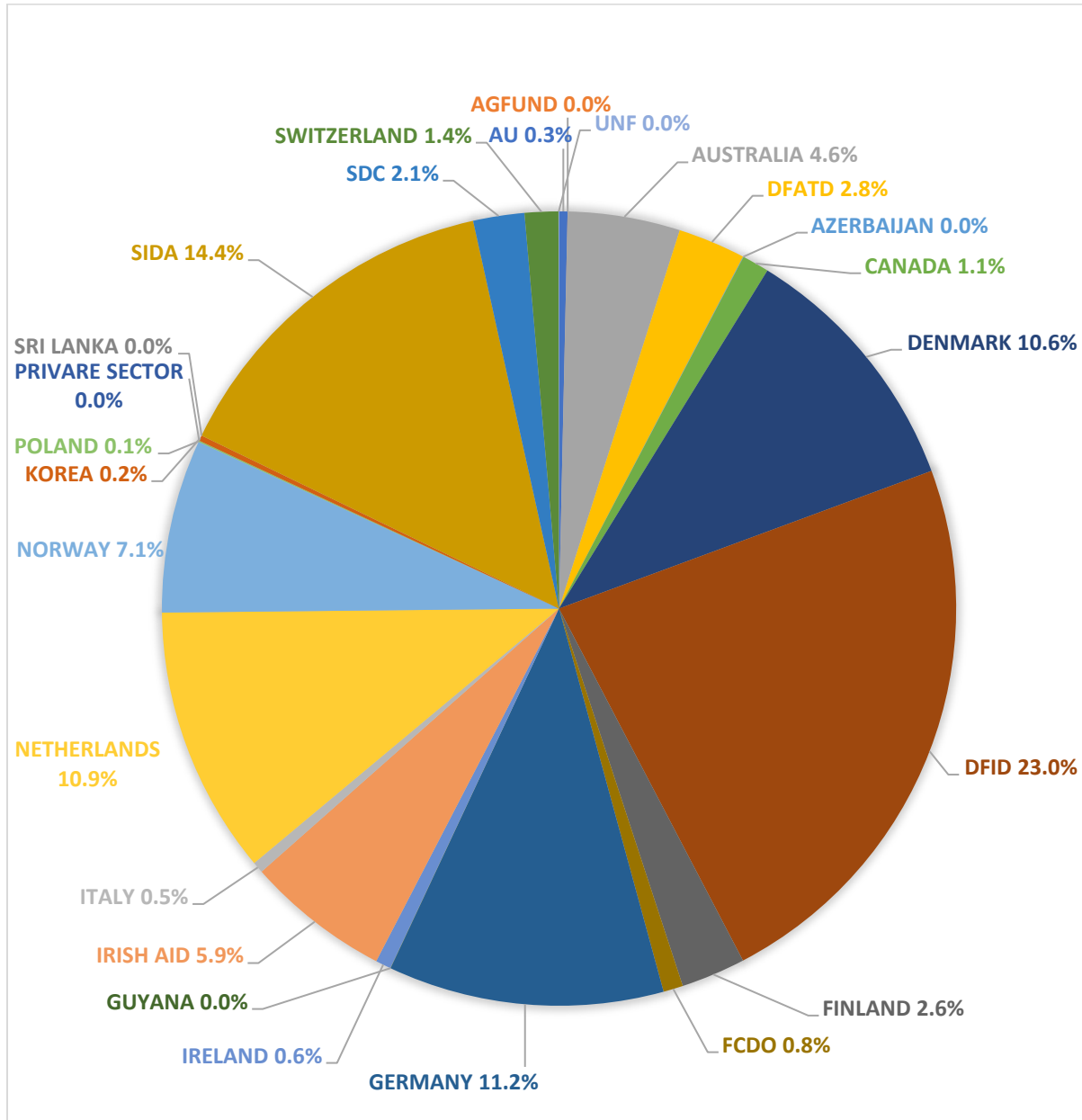
The **Somalia Humanitarian Fund** is currently being financed by **25** contributors, as listed in the table below.

The table below includes commitments made up to 31 December **2020** through signed Standard Administrative Agreements, and deposits made through **2020**. It does not include commitments that were made to the fund beyond **2020**.

Table 2. Contributors' Commitments and Deposits, as of 31 December 2020 (in US Dollars)

Contributors	Total Commitments	Prior Years as of 31-Dec-2019 Deposits	Current Year Jan-Dec-2020 Deposits	Total Deposits
African Union	2,000,000	2,000,000	-	2,000,000
Arab Gulf Programme for UN Development Organization	25,000	25,000	-	25,000
Australia, Government of	26,448,460	25,142,138	1,306,322	26,448,460
Australian Agency for Int'l Development	15,942,500	15,942,500	-	15,942,500
Azerbaijan, Government of	112,500	112,500	-	112,500
Canada, Government of	6,373,788	3,866,756	2,507,032	6,373,788
Denmark, Government of	61,203,754	58,224,200	2,979,554	61,203,754
Department for International Development	132,947,583	132,947,583	-	132,947,583
Finland, Government of	15,174,600	15,174,600	-	15,174,600
Foreign, Commonwealth & Development Office	4,644,600	-	4,644,600	4,644,600
Germany, Government of	64,920,589	48,771,437	16,149,152	64,920,589
Guyana, Government of	75,000	75,000	-	75,000
Ireland, Government of	3,635,376	3,635,376	-	3,635,376
Irish Aid	33,940,364	30,736,088	3,204,276	33,940,364
Italy, Government of	2,618,000	2,618,000	-	2,618,000
Netherlands, Government of	63,152,806	57,101,957	6,050,849	63,152,806
Norway, Government of	40,849,928	36,130,992	4,718,937	40,849,928
Poland, Government of	297,921	297,921	-	297,921
Private Sector	10,000	10,000	-	10,000
Republic of Korea, Government of	1,300,000	1,000,000	300,000	1,300,000
Sri Lanka, Government of	1,250	1,250	-	1,250
Swedish International Development Cooperation	83,090,152	79,526,505	3,563,647	83,090,152
Swiss Agency for Development & Cooperation	12,063,832	12,063,832	-	12,063,832
Switzerland, Government of	7,913,391	5,860,761	2,052,630	7,913,391
Un Foundation UN Partnership Office	123,293	100,159	23,135	123,293
Grand Total	578,864,687	531,364,553	47,500,133	578,864,687

Figure 1: Deposits by contributor, cumulative as of 31 December 2020



3. INTEREST EARNED

Interest income is earned in two ways: 1) on the balance of funds held by the Administrative Agent (Fund earned interest), and 2) on the balance of funds held by the Participating Organizations (Agency earned interest) where their Financial Regulations and Rules allow return of interest to the AA.

As of 31 December **2020**, Fund earned interest amounts to US\$ **1,378,520**.

Interest received from Participating Organizations amounts to US\$ **34,992**, bringing the cumulative interest received to US\$ **1,413,512**.

Details are provided in the table below.

Table 3. Sources of Interest and Investment Income, as of 31 December 2020 (in US Dollars)

Interest Earned	Prior Years as of 31-Dec-2019	Current Year Jan-Dec-2020	Total
Administrative Agent			
Fund Earned Interest and Investment Income	1,262,694	115,827	1,378,520
Total: Fund Earned Interest	1,262,694	115,827	1,378,520
Participating Organization			
FAO	14,011		14,011
UNDP	17,939		17,939
UNOPS	3,042		3,042
Total: Agency earned interest	34,992		34,992
Grand Total	1,297,685	115,827	1,413,512

4. TRANSFER OF FUNDS

With the overall aim of improving the timeliness and coherence of the humanitarian response, improving needs assessment and supporting the response as strategized in the Humanitarian Response Plan, upon decision of the Humanitarian Coordinator, transfers of funds were made to projects in **13** Clusters of the **Somalia Humanitarian Fund**, as listed in the table 4.2.

12 Participating Organizations have signed the MOU for the **Somalia Humanitarian Fund** since its inception in 20 May 2010.

4.1 TRANSFER BY PARTICIPATING ORGANIZATION

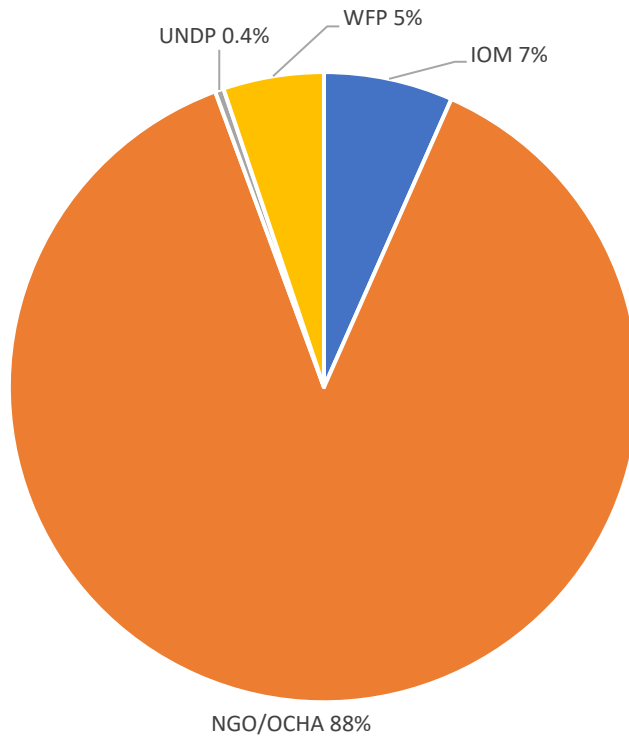
Table 4 provides additional information on the refunds received by the MPTF Office, and the net funded amount for each of the Participating Organizations.

In **2020** the Administrative Agent, based on the approval of the Humanitarian Coordinator, transferred US\$ **38,670,981** to **4** Participating Organizations, bringing the total cumulative amount transferred to US\$ **554,633,223** to **12** Participating Organizations (see list below).

Table 4. Transfer, Refund, and Net Funded Amount by Participating Organization, as of 31 December 2020 (in US Dollars)

Participating Organization	Prior Years as of 31-Dec-2019			Current Year Jan-Dec-2020			Total		
	Transfers	Refunds	Net Funded	Transfers	Refunds	Net Funded	Transfers	Refunds	Net Funded
FAO	19,040,902	(567,597)	18,473,305				19,040,902	(567,597)	18,473,305
IOM	6,243,082		6,243,082	2,562,280		2,562,280	8,805,362		8,805,362
NGO/OCHA	390,457,324	(4,458,855)	385,998,469	33,937,519		33,937,519	424,394,843	(4,458,855)	419,935,988
OCHA	1,263,719	(642,535)	621,184				1,263,719	(642,535)	621,184
UNDP	5,007,463		5,007,463	171,200		171,200	5,178,663		5,178,663
UNFPA	5,100,583	(97,590)	5,002,993				5,100,583	(97,590)	5,002,993
UNHABITAT	854,224		854,224				854,224		854,224
UNHCR	8,218,911		8,218,911				8,218,911		8,218,911
UNICEF	32,429,568	(334,139)	32,095,428				32,429,568	(334,139)	32,095,428
UNOPS	2,985,573	(69,557)	2,916,016				2,985,573	(69,557)	2,916,016
WFP	32,573,641		32,573,641	1,999,981		1,999,981	34,573,623		34,573,623
WHO	11,787,253	(190,290)	11,596,963				11,787,253	(190,290)	11,596,963
Grand Total	515,962,243	(6,360,564)	509,601,679	38,670,981		38,670,981	554,633,223	(6,360,564)	548,272,660

Figure 2: Transfers amount by Participating Organization for the period of 1 January to 31 December 2020



4.2. TRANSFER BY SECTOR

Table 4.2 shows the total Net Funded Amount by Sector.

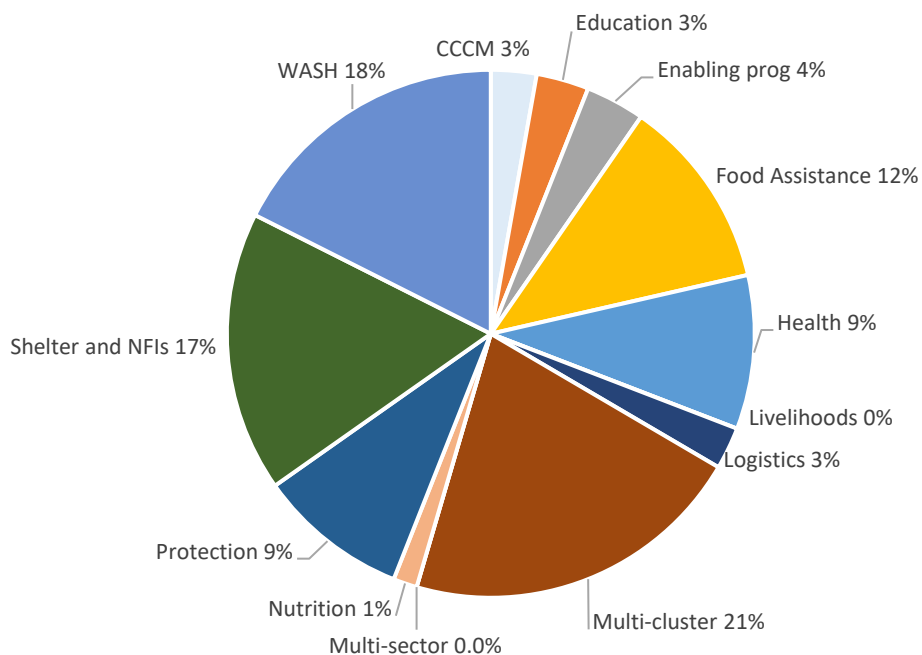
The **Somalia Humanitarian Fund** has the following **13** thematic areas as listed in the table4.2.

As shown in Figure 3 in 2020, the Clusters receiving the largest share of transfers were: Multi-clusters (21%), Water and Sanitation (18%), and Shelter and NFIs (17%).

Table 4.2 Cumulative net funded amount by Sector as of 31 December 2020 (in US Dollars)

Clusters	Cumulative Net Funded Amount
Camp Coordination & Management	4,033,433
Education	22,207,224
Enabling Programming	28,930,434
Food Assistance	83,188,832
Health	63,057,382
Livelihoods	28,657,074
Logistics	7,141,205
Multi-Cluster Projects	63,418,318
Multi-Sector for Refugees	1,472,543
Nutrition	65,955,496
Protection	31,048,842
Shelter/NFIs	52,254,488
Water and Sanitation	96,907,389
Total:	548,272,660

Figure 3: Net Funded Amounts by Sector for the Year 2020



5. EXPENDITURE AND FINANCIAL DELIVERY RATES

All final expenditures reported for the year **2020** were submitted by the Headquarters of the Participating Organizations. These were consolidated by the MPTF Office.

Project expenditures are incurred and monitored by each Participating Organization, and are reported as per the agreed upon categories for inter-agency harmonized reporting. The reported expenditures were submitted via the MPTF Office's online expenditure reporting tool. The **2020** expenditure data has been posted on the MPTF Office GATEWAY at <http://mptf.undp.org/factsheet/fund/HSO10>.

5.1 EXPENDITURE REPORTED BY PARTICIPATING ORGANIZATION

In **2020**, US\$ **38,670,981** was net funded to Participating Organizations, and US\$ **33,584,690** was reported in expenditure.

As shown in table below, the cumulative net funded amount is US\$ **548,272,660** and cumulative expenditures reported by the Participating Organizations amount to US\$ **495,105,729**. This equates to an overall Fund expenditure delivery rate of **90** percent.

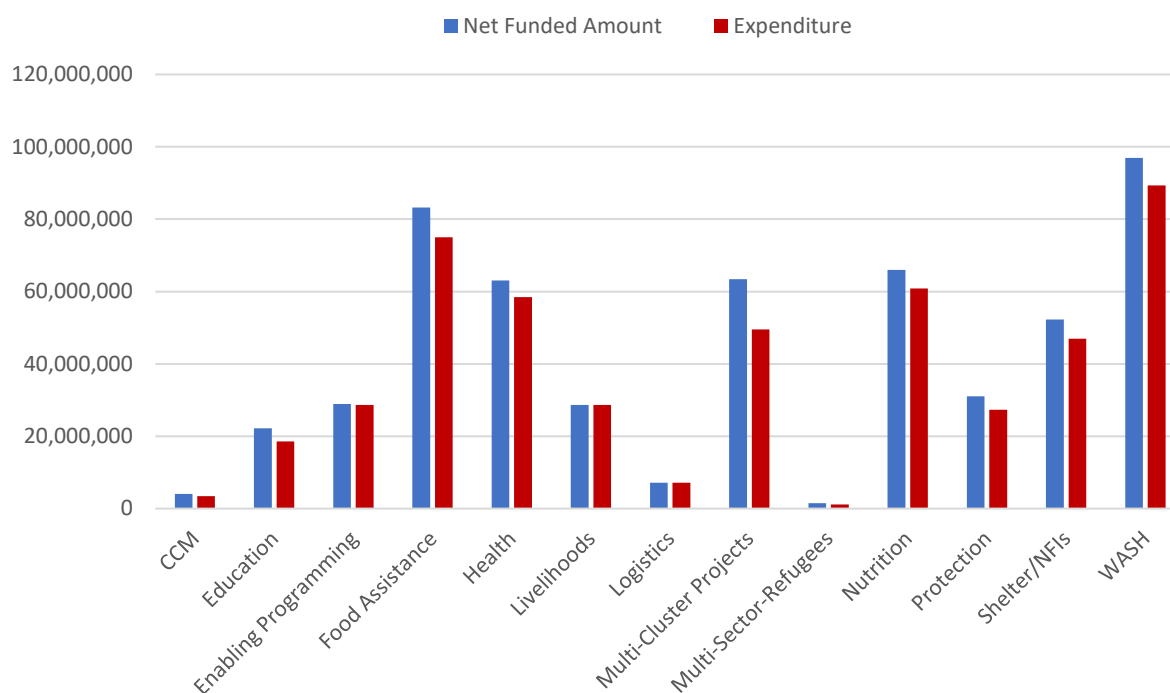
Table 5.1 Net Funded Amount, Reported Expenditure, and Financial Delivery by Participating Organization, as of 31 December 2020 (in US Dollars)

Participating Organization	Current Year Jan-Dec 2020		Total		Delivery Rate %
	Net Funded Amount	Expenditure	Net Funded Amount	Expenditure	
FAO			18,473,305	18,473,305	100.00
IOM	2,562,280	1,695,179	8,805,362	7,938,261	90.15
NGO/OCHA	33,937,519	29,999,918	419,935,988	368,526,401	87.76
OCHA			621,184	573,096	92.26
UNDP	171,200	169,616	5,178,663	5,161,262	99.66
UNFPA			5,002,993	5,002,992	100.00
UNHABITAT			854,224	854,224	100.00
UNHCR			8,218,911	8,218,911	100.00
UNICEF		37,688	32,095,428	32,094,373	100.00
UNOPS		6,004	2,916,016	2,916,016	100.00
WFP	1,999,981	1,676,285	34,573,623	33,749,925	97.62
WHO		0	11,596,963	11,596,963	100.00
Total	38,670,981	33,584,690	548,272,660	495,105,729	90.30

Table 5.2: Expenditure with breakdown by Sector (in US Dollars)

Country/Sector	Current Year Jan-Dec-2020		Total		Delivery Rate %
	Net Funded Amount	Expenditure	Net Funded Amount	Expenditure	
Camp Coordination & Management	1,080,049	892,628	4,033,433	3,476,864	86.20
Education	1,245,795	1,210,756	22,207,224	18,545,851	83.51
Enabling Programming	1,401,812	1,077,637	28,930,434	28,661,230	99.07
Food Assistance	4,554,900	4,178,457	83,188,832	75,001,398	90.16
Health	3,648,972	2,748,493	63,057,382	58,480,050	92.74
Livelihoods			28,657,074	28,657,074	100.00
Logistics	1,000,007	1,000,007	7,141,205	7,141,205	100.00
Multi-Cluster Projects	8,158,030	7,252,262	63,418,318	49,533,775	78.11
Multi-Sector for Refugees			1,472,543	1,133,187	76.95
Nutrition	565,286	337,838	65,955,496	60,881,966	92.31
Protection	3,573,216	3,162,224	31,048,842	27,341,463	88.06
Shelter/NFIs	6,646,810	5,451,393	52,254,488	46,946,931	89.84
Water and Sanitation	6,796,105	6,272,995	96,907,389	89,304,734	92.15
Grand Total:	38,670,981	33,584,690	548,272,660	495,105,729	90.30

Figure 4: Cumulative Net Funded Amount and Expenditure with Breakdown by Sector



5.3 EXPENDITURE BY PROJECT

Table 5 displays the net funded amounts, expenditures reported and the financial delivery rates by Participating Organization.

Table 5.3. Expenditure by Project within Sector, as of 31 December 2020 (in US Dollars)

Sector / Project No. and Project Title		Participating Organization	Project Status	Total Approved Amount	Net Funded Amount	Total Expenditure	Delivery Rate %
Camp Coordination & Management							
00121108	SOM-20/3485/SAI/CCCM/15304	NGO/OCHA	On Going	511,980	511,980	509,346	99.49
00123705	SOM-20/3485/SA1/CCCM/NGO/17051	NGO/OCHA	On Going	301,112	301,112	298,478	99.13
00124586	SOM-20/3485/RA1/CCCM/NGO/17368	NGO/OCHA	On Going	136,957	136,957	132,409	96.68
00124962	SOM-20/3485/RA1/CCCM/UN/17326	IOM	On Going	130,000	130,000		0
00107029	SOM17/3485/R/CCCM/INGO/6641	NGO/OCHA	Operationally Closed	308,752	308,752	305,033	98.80
00110415	SOM18/SA1/CCCM/INGO/8629	NGO/OCHA	Operationally Closed	208,320	208,320	203,772	97.82
00110416	SOM18/SA1/CCCM/INGO/8673	NGO/OCHA	Operationally Closed	312,303	312,303	(11,821)	(3.79)
00113557	SOM18/3485/SA2/CCM/NGO/11119	NGO/OCHA	Operationally Closed	210,806	210,806	188,398	89.37
00113981	SOM18/3485/SA2/INGO/11158	NGO/OCHA	Operationally Closed	259,221	259,221	249,935	96.42
00115739	SOM-19/3485/SA1/CCCM/NGO/12351	NGO/OCHA	Operationally Closed	259,217	259,217	253,030	97.61
00115740	SOM-19/3485/SA1/CCCM/INGO/1238	NGO/OCHA	Operationally Closed	462,959	462,959	450,138	97.23
00115742	SOM-19/3485/SA1/CCCM/NGO/12484	NGO/OCHA	Operationally Closed	259,226	259,226	254,409	98.14
00116080	SOM-19/3485/SA1/CCCM/NGO/12443	NGO/OCHA	Operationally Closed	258,814	258,814	243,423	94.05
00117141	SOM-19/3485/RA2/CCCM/INGO/1326	NGO/OCHA	Operationally Closed	205,556	205,556	202,922	98.72
00117142	SOM-19/3485/RA2/CCCM/NGO/13273	NGO/OCHA	Operationally Closed	208,210	208,210	197,391	94.80
Camp Coordination & Management: Total				4,033,433	4,033,433	3,476,864	86.20
Education							
00122084	SOM-20/3485/SA1/Ed/NGO/15138	NGO/OCHA	On Going	412,025	412,025	407,477	98.90
00122447	SOM-20/3485/SA1/Ed/INGO/15270	NGO/OCHA	On Going	423,572	423,572	420,938	99.38
00122548	SOM-20/3485/SA1/Ed/INGO/15119	NGO/OCHA	On Going	410,198	410,198	407,563	99.36
00087132	CHF Som EDU/2013-1/OCHA-NGOs	NGO/OCHA	Operationally Closed	1,776,948	1,776,948	1,776,948	100.00
00087635	CHF Som EDU/2013ER/OCHA-NGOs	NGO/OCHA	Operationally Closed	195,738	195,738	195,738	100.00

00090184	CHF Som EDU/2014-1/NGOs	NGO/OCHA	Operationally Closed	1,477,242	1,477,242	1,454,777	98.48
00092303	CHF Som EDU/2014ER/OCHA-NGOs	NGO/OCHA	Operationally Closed	964,482	964,482	129,800	13.46
00094731	CHF Som EDU/2015-1/NGOs	NGO/OCHA	Operationally Closed	2,080,575	1,768,403	156,697	8.86
00100039	SOM15/DDA-3485/SA1/Ed/NGO/2451	NGO/OCHA	Operationally Closed	288,757	288,757	287,343	99.51
00101483	SOM-16/2470/R/Ed/INGO/2530	NGO/OCHA	Operationally Closed	307,239	307,239	301,941	98.28
00103329	SOM-16/3485/R/Ed/NGO/3706	NGO/OCHA	Operationally Closed	286,930	286,930	236,388	82.39
00103464	SOM-16/3485/R/Ed/INGO/3929	NGO/OCHA	Operationally Closed	291,959	291,959	284,266	97.37
00103558	SOM-16/3485/R/Ed/INGO/3777	NGO/OCHA	Operationally Closed	205,370	205,370	188,384	91.73
00104372	SOM-17/3485/SA1/Ed/INGO/4639	NGO/OCHA	Operationally Closed	266,395	266,395	263,195	98.80
00104394	SOM-17/3485/SA1/Ed/INGO/4591	NGO/OCHA	Operationally Closed	360,576	360,576	350,606	97.24
00104492	SOM-17/3485/SA1/Ed/INGO/4620	NGO/OCHA	Operationally Closed	177,836	177,836	140,565	79.04
00104676	SOM-17/3485/SA1/Ed/INGO/4672	NGO/OCHA	Operationally Closed	173,860	173,860	167,222	96.18
00104970	SOM-17/3485/SA1/Ed/INGO/5037	NGO/OCHA	Operationally Closed	360,412	360,412	352,880	97.91
00104971	SOM-17/3485/SA1/Ed/NGO/5039	NGO/OCHA	Operationally Closed	207,801	207,801	204,497	98.41
00105150	SOM-17/3485/SA1Ed/NGO/5280	NGO/OCHA	Operationally Closed	247,804	247,804	246,172	99.34
00105451	SOM-17/3485/SA1/Ed/INGO/4638	NGO/OCHA	Operationally Closed	414,913	414,913	401,959	96.88
00108681	SOM17/3485/SA2/Ed/INGO/7581	NGO/OCHA	Operationally Closed	409,425	409,425	(22,897)	(5.59)
00110417	SOM18/3485/SA1/Ed/NGO/8641	NGO/OCHA	Operationally Closed	320,361	320,361	(2,292)	(0.72)
00110444	SOM18/3485/SA1/Ed/INGO/8512	NGO/OCHA	Operationally Closed	363,426	363,426	356,359	98.06
00110454	SOM18/SA1/Ed/INGO/8577	NGO/OCHA	Operationally Closed	411,307	411,307	404,282	98.29
00110494	SOM18/3485/SA1/Ed/INGO/8625	NGO/OCHA	Operationally Closed	412,024	412,024	407,477	98.90
00110509	SOM18/3485/SA1/Ed/NGO/8703	NGO/OCHA	Operationally Closed	147,163	147,163	(28,961)	(19.68)
00113571	SOM-18/3485/SA2/Ed/INGO/11031	NGO/OCHA	Operationally Closed	436,584	436,584	431,112	98.75
00113572	SOM-18/3485/SA2/Ed/NGO/11084	NGO/OCHA	Operationally Closed	437,491	437,491	432,944	98.96

00113973	SOM18/3485/SA2/Ed/NGO/11076	NGO/OCHA	Operationally Closed	360,836	360,836	356,288	98.74
00115744	SOM-19/3485/SA1/Ed/NGO/12346	NGO/OCHA	Operationally Closed	369,645	369,645	365,098	98.77
00115745	SOM-19/3485/SA1/Ed/INGO/12352	NGO/OCHA	Operationally Closed	669,353	669,353	655,599	97.95
00115746	SOM-19/3485/SA1/Ed/NGO/12429	NGO/OCHA	Operationally Closed	513,347	513,347	509,313	99.21
00115826	SOM-19/3485/SA1/Ed/NGO/12357	NGO/OCHA	Operationally Closed	310,155	310,155	305,608	98.53
00115839	SOM-19/3485/SA1/Ed/INGO/12463	NGO/OCHA	Operationally Closed	728,595	728,595	723,780	99.34
00117748	SOM-19/3485/RA2/Ed/NGO/13787	NGO/OCHA	Operationally Closed	230,697	230,697	225,499	97.75
00117749	SOM-19/3485/RA2/Ed/INGO/13826	NGO/OCHA	Operationally Closed	512,683	512,683	495,615	96.67
00078219	CHF Som EDU/2011ER/OCHA-NGOs	NGO/OCHA	Financially Closed	203,751	201,878	201,878	100.00
00078437	CHF Som EDU/2011-1/OCHA-NGOs	NGO/OCHA	Financially Closed	118,890	116,390	116,390	100.00
00084137	CHF Som EDU/2012-2/OCHA-NGOs	NGO/OCHA	Financially Closed	2,390,692	2,390,692	2,390,692	100.00
00101482	SOM-16/2470/R/Ed/INGO/2577	NGO/OCHA	Financially Closed	306,544	306,544	306,544	100.00
00103178	SOM-16/3485/R/Ed/INGO/3168	NGO/OCHA	Financially Closed	528,943	528,943	528,943	100.00
00104371	SOM-17/3485/SA1/Ed/INGO/4563	NGO/OCHA	Financially Closed	325,904	325,904	325,904	100.00
00104491	SOM-17/3485/SA1/Ed/INGO/4577	NGO/OCHA	Financially Closed	324,696	324,696	324,696	100.00
00104675	SOM-17/3485/SA1/Ed/INGO/4616	NGO/OCHA	Financially Closed	360,624	360,624	360,624	100.00
Education: Total				22,523,768	22,207,224	18,545,851	83.51

Enabling Programming							
00102953	SOM-16/3485/R/EP/UN/2588	UNOPS	On Going	119,658	119,658	119,658	100.00
00105635	SOM-17/3485/R/EP/UN/5906	OCHA	On Going	106,005	106,005		0
00108008	SOM-17/3485/R/EP/UN/7610	UNDP	On Going	250,000	250,000	238,015	95.21
00113265	SOM15/2470/ER/EP/UN/2477	OCHA	On Going	388,700	388,700		0
00115822	SOM-19/3485/SA1/EP/UN/12359	WFP	On Going	700,000	700,000	700,000	100.00
00119180	SOM-19/3485/RA1/EP/UN/14836	WFP	On Going	500,001	500,001	500,001	100.00
00119244	SOM-19/3485/RA1/EP/INGO/14833	NGO/OCHA	On Going	308,242	308,242	305,607	99.15
00124465	SOM-20/3485/RA1/EP/UN/17405	WFP	On Going	999,975	999,975	176,277	17.63
00125188	SOM-20/3485/ RA1/EP/INGO/17946	NGO/OCHA	On Going	401,837	401,837	397,290	98.87
00078156	CHF Som ENBPROGR/2011-1/OCHA-N	NGO/OCHA	Operationally Closed	900,682	870,262	870,262	100.00

00081267	CHF Som ENPROGR/2012ER/UN Agen	OCHA	Operationally Closed	665,075	22,539	469,157	2081.52
00081267	CHF Som ENPROGR/2012ER/UN Agen	UNOPS	Operationally Closed	1,056,803	1,024,789	1,024,789	100.00
00084554	CHF Som ENPROGR/2012-2/UN Agen	FAO	Operationally Closed	900,000	890,659	890,659	100.00
00084554	CHF Som ENPROGR/2012-2/UN Agen	UNDP	Operationally Closed	500,000	500,000	500,000	100.00
00084554	CHF Som ENPROGR/2012-2/UN Agen	UNFPA	Operationally Closed	332,770	309,302	309,302	100.00
00084554	CHF Som ENPROGR/2012-2/UN Agen	UNOPS	Operationally Closed	349,945	349,945	349,945	100.00
00087138	CHF Som ENPROGR/2013-1/OCHA-NG	NGO/OCHA	Operationally Closed	3,939,639	3,939,639	3,939,639	100.00
00090172	CHF Som ENPROGR/2014ER/UN Agen	OCHA	Operationally Closed	103,940	103,940	103,940	100.00
00090172	CHF Som ENPROGR/2014ER/UN Agen	UNDP	Operationally Closed	831,439	831,439	829,766	99.80
00090172	CHF Som ENPROGR/2014ER/UN Agen	WFP	Operationally Closed	1,969,195	1,969,195	1,969,195	100.00
00090182	CHF Som ENPROGR/2014-1/NGOs	NGO/OCHA	Operationally Closed	622,973	622,973	621,222	99.72
00096011	CHF Som ENPROGR/2015 - 1/UN Ag	FAO	Operationally Closed	850,000	846,656	846,656	100.00
00096011	CHF Som ENPROGR/2015 - 1/UN Ag	WFP	Operationally Closed	997,066	997,066	997,066	100.00
00100046	SOM-15/3485/SA1/EP/INGO/2324	NGO/OCHA	Operationally Closed	156,995	156,995	154,057	98.13
00100547	SOM-152470/R/EP/UN/2519	UNDP	Operationally Closed	250,000	250,000	247,842	99.14
00103739	SOM-16/3485/R/EP/INGO/4128	NGO/OCHA	Operationally Closed	307,239	307,239	300,671	97.86
00103766	SOM-16/3485/R/EP/INGO/4328	NGO/OCHA	Operationally Closed	154,435	154,435	150,860	97.68
00105454	SOM-17/3485/R/EP/INGO/4978	NGO/OCHA	Operationally Closed	209,274	209,274	203,755	97.36
00107502	SOM17/3485/R/EP/INGO/6902	NGO/OCHA	Operationally Closed	205,686	205,686	867,721	421.87
00113295	SOM-18/3485/SA2/EP/INGO/11213	NGO/OCHA	Operationally Closed	259,220	259,220	252,899	97.56
00113296	SOM-18/3485/SA2/EP/INGO/11214	NGO/OCHA	Operationally Closed	259,220	259,220	254,704	98.26
00117165	SOM-19/3485/RA1/EP/INGO/13245	NGO/OCHA	Operationally Closed	124,877	124,877	122,243	97.89
00119245	SOM-19/3485/RA1/EP/INGO/14835	NGO/OCHA	Operationally Closed	308,242	308,242	305,607	99.15
00075916	CHF Somalia ENABLING PROGRAMMI	NGO/OCHA	Financially Closed	328,514	320,664	320,664	100.00

00078429	CHF Som ENABPROGR/2011-1/UNDP-	UNDP	Financially Closed	2,216,024	2,216,024	2,216,024	100.00
00082230	CHF Som ENPROGR/2012ER/UNOPS R	UNOPS	Financially Closed	104,723	104,723	104,723	100.00
00082780	CHF Som ENPROGR/2012-1/OCHA-NG	NGO/OCHA	Financially Closed	270,300	270,300	270,300	100.00
00082931	CHF Som ENPROGR/2012-1/UN Agen	UNDP	Financially Closed	960,000	960,000	960,000	100.00
00082931	CHF Som ENPROGR/2012-1/UN Agen	UNICEF	Financially Closed	271,416	271,191	271,191	100.00
00082931	CHF Som ENPROGR/2012-1/UN Agen	WHO	Financially Closed	219,457	219,457	219,457	100.00
00084140	CHF Som ENPROGR/2012-2/OCHA-NG	NGO/OCHA	Financially Closed	1,038,060	1,038,060	1,038,060	100.00
00086159	CHF Som ENPROGR/2013ER/UN Agen	UNOPS	Financially Closed	708,685	708,685	708,685	100.00
00090192	CHF Som ENPROGR/2014-1/UN Agen	FAO	Financially Closed	600,000	589,584	589,584	100.00
00090192	CHF Som ENPROGR/2014-1/UN Agen	UNHCR	Financially Closed	96,835	96,835	96,835	100.00
00090192	CHF Som ENPROGR/2014-1/UN Agen	WFP	Financially Closed	1,099,999	1,099,999	1,099,999	100.00
00090192	CHF Som ENPROGR/2014-1/UN Agen	WHO	Financially Closed	100,000	96,628	96,628	100.00
00100258	SOM-16/2470/R/EP/UN/2518	UNOPS	Financially Closed	246,966	212,226	212,226	100.00
00102954	SOM-16/3485/R/EP/UN/3492	FAO	Financially Closed	500,000	498,419	498,419	100.00
00104963	SOM-17/3485/R/EP/UN/4734	FAO	Financially Closed	650,000	624,472	624,472	100.00
00105848	SOM-17/3485/R/EP/INGO/5899	NGO/OCHA	Financially Closed	106,070	106,070	106,070	100.00
00107411	SOM-17/3485/R/EP/INGO/6901	NGO/OCHA	Financially Closed	209,088	209,088	209,088	100.00
Enabling Programming: Total				29,755,270	28,930,434	28,661,230	99.07

Food Assistance							
00104803	SOM-17/3485/SA1/FSC/NGO/4559	NGO/OCHA	On Going	197,470	197,470	197,470	100.00
00124587	SOM-20/3485/RA1/FSC/NGO/17344	NGO/OCHA	On Going	514,129	514,129		0
00124588	SOM-20/3485/RA1/FSC/NGO/17380	NGO/OCHA	On Going	412,024	412,024	407,477	98.90
00124752	SOM-20/3485/ RA1/FSC/NGO/17398	NGO/OCHA	On Going	667,567	667,567	408,344	61.17
00087131	CHF Som FOODASSIS/2013-1/OCHA-	NGO/OCHA	Operationally Closed	3,180,071	3,180,071	3,180,071	100.00
00087636	CHF Som/FOODASS/2013ER/OCHA-NG	NGO/OCHA	Operationally Closed	309,581	309,581	309,581	100.00
00090179	CHF Som FOODASSIS/2014-1/NGOs	NGO/OCHA	Operationally Closed	2,427,910	2,427,910	1,952,008	80.40

00092300	CHF Som/FOODASS/2014ER/OCHA-NG	NGO/OCHA	Operationally Closed	2,187,612	2,187,612	2,164,152	98.93
00094685	CHF Som FOODASSIS/2015-1/UN Ag	FAO	Operationally Closed	1,350,000	1,346,045	1,346,045	100.00
00094685	CHF Som FOODASSIS/2015-1/UN Ag	IOM	Operationally Closed	300,000	300,000	300,000	100.00
00094685	CHF Som FOODASSIS/2015-1/UN Ag	UNICEF	Operationally Closed	400,000	400,000	400,000	100.00
00094685	CHF Som FOODASSIS/2015-1/UN Ag	WFP	Operationally Closed	1,350,000	1,350,000	1,350,000	100.00
00094733	CHF Som FOODASSIS/2015-1/NGOs	NGO/OCHA	Operationally Closed	1,194,700	1,191,832	184,706	15.50
00096610	SOM-15/3485/SA1/FSC/INGO/2321	NGO/OCHA	Operationally Closed	360,345	360,345	361,657	100.36
00100034	SOM15/DDA3485/SA1/FSC/NGO/2342	NGO/OCHA	Operationally Closed	356,341	356,341	357,742	100.39
00100044	SOM15/DDA3485/SA1/FSC/NGO/2380	NGO/OCHA	Operationally Closed	259,540	259,540	258,064	99.43
00100266	SOM-16/2470/R/FSC/INGO/2502	NGO/OCHA	Operationally Closed	259,223	259,223	258,594	99.76
00100267	SOM-16/2470/R/FSC/INGO/2503	NGO/OCHA	Operationally Closed	416,260	416,260	415,249	99.76
00100268	SOM-16/2470/R/FSC/INGO/2509	NGO/OCHA	Operationally Closed	259,093	259,093	258,511	99.78
00103179	SOM-16/3485/R/FSC/INGO/2539	NGO/OCHA	Operationally Closed	359,935	359,935	354,029	98.36
00103744	SOM-16/3485/R/FSC/INGO/3901	NGO/OCHA	Operationally Closed	235,931	235,931	225,927	95.76
00104035	SOM-16/3485/R/FSC/INGO/3896	NGO/OCHA	Operationally Closed	307,292	307,292	307,009	99.91
00104424	SOM-17/3485/SA1/FSC/NGO/4568	NGO/OCHA	Operationally Closed	381,211	381,211	377,177	98.94
00104493	SOM-17/3485/SA1/FSC/NGO/4636	NGO/OCHA	Operationally Closed	271,818	271,818	267,528	98.42
00104573	SOM-17/3485/SA1/FSC/INGO/4608	NGO/OCHA	Operationally Closed	309,666	309,666	283,320	91.49
00104677	SOM-17/3485/SA1/FSC/INGO/4587	NGO/OCHA	Operationally Closed	333,006	333,006	328,115	98.53
00104804	SOM-17/3485/SA1/FSC/NGO/4659	NGO/OCHA	Operationally Closed	478,308	478,308	475,324	99.38
00104967	SOM-17/3485/SA1/FSC/INGO/4633	NGO/OCHA	Operationally Closed	530,009	530,009	504,167	95.12
00104968	SOM-17/3485/SA1/FSC/INGO/4652	NGO/OCHA	Operationally Closed	473,769	473,769	468,361	98.86
00108324	SOM17/3485/SA2/FSC/NGO/7554	NGO/OCHA	Operationally Closed	413,315	209,333	209,022	99.85
00108325	SOM17/3485/SA2/FSC/INGO/7583	NGO/OCHA	Operationally Closed	432,182	432,182	430,866	99.70

00108682	SOM17/3485/SA2/FSC/INGO/7419	NGO/OCHA	Operationally Closed	393,351	393,351	(339)	(0.09)
00110418	SOM18/3485/SA1/FSC/NGO/8694	NGO/OCHA	Operationally Closed	390,576	390,576	382,474	97.93
00110445	SOM18/3485/SA1/FSC/INGO/8612	NGO/OCHA	Operationally Closed	606,790	606,790	15	0.00
00110456	SOM17/SA2/FSC/NGO/7414	NGO/OCHA	Operationally Closed	203,685	203,685	202,536	99.44
00110495	SOM18/3485/SA1/FSC/INGO/8529	NGO/OCHA	Operationally Closed	513,893	513,893	505,078	98.28
00110552	SOM18/3485/SA1/FSC/NGO/8596	NGO/OCHA	Operationally Closed	404,019	404,019	(1,700)	(0.42)
00110553	SOM18/3485/SA1/FSC/INGO/8618	NGO/OCHA	Operationally Closed	367,757	367,757	(3,618)	(0.98)
00110749	SOM18/SA1/FSC/INGO/8465	NGO/OCHA	Operationally Closed	404,349	404,349	391,823	96.90
00111463	SOM18/RA/FSC/NGO/9579	NGO/OCHA	Operationally Closed	433,621	433,621	(12,734)	(2.94)
00111464	SOM18/RA/FSC/NGO/9580	NGO/OCHA	Operationally Closed	434,918	434,918	(1)	(0.00)
00112228	SOM18/RA/FSC/NGO/9998	NGO/OCHA	Operationally Closed	337,880	337,880	330,732	97.88
00112229	SOM18/RA/FSC/INGO/10011	NGO/OCHA	Operationally Closed	470,076	470,076	463,010	98.50
00112784	SOM-18/3485/RA3/FSC/O/9973	NGO/OCHA	Operationally Closed	374,959	374,959	370,412	98.79
00113568	SOM18/3485/SA2/FSC/INGO/11059	NGO/OCHA	Operationally Closed	516,412	516,412	(14,111)	(2.73)
00113573	SOM-18/3485/SA2/FSC/NGO/10991	NGO/OCHA	Operationally Closed	616,022	616,022	0	0
00113574	SOM-18/3485/SA2/FSC/NGO/11017	NGO/OCHA	Operationally Closed	564,938	564,938	(2,361)	(0.42)
00113575	SOM-18/3485/SA2/FSC/INGO/11151	NGO/OCHA	Operationally Closed	253,823	253,823	244,493	96.32
00113979	SOM18/3485/SA2/PSC/INGO/11204	NGO/OCHA	Operationally Closed	722,229	722,229	676,795	93.71
00114155	SOM18/3485/SA2/FSC/NGO/11039	NGO/OCHA	Operationally Closed	514,102	514,102	(3,800)	(0.74)
00115748	SOM-19/3485/SA1/FSC/INGO/12348	NGO/OCHA	Operationally Closed	308,242	308,242	293,847	95.33
00115749	SOM-19/3485/SA1/FSC/INGO/12471	NGO/OCHA	Operationally Closed	410,326	410,326	407,692	99.36
00115750	SOM-19/3485/SA1/FSC/INGO/12477	NGO/OCHA	Operationally Closed	310,155	310,155	305,607	98.53
00115751	SOM-19/3485/SA1/FSC/INGO/12488	NGO/OCHA	Operationally Closed	310,155	310,155	305,607	98.53
00115752	SOM-19/3485/SA1/FSC/INGO/12507	NGO/OCHA	Operationally Closed	410,111	410,111	404,619	98.66

00115753	SOM-19/3485/SA1/FSC/NGO/12522	NGO/OCHA	Operationally Closed	310,145	310,145	303,492	97.85
00115754	SOM-19/3485/SA1/FSC/INGO/12532	NGO/OCHA	Operationally Closed	361,090	361,090	0	0
00115755	SOM-19/3485/SA1/FSC/NGO/12533	NGO/OCHA	Operationally Closed	308,242	308,242	305,608	99.15
00115843	SOM-19/3485/SA1/FSC/NGO/12491	NGO/OCHA	Operationally Closed	309,115	309,115	302,679	97.92
00115844	SOM-19/3485/SA1/FSC/NGO/12495	NGO/OCHA	Operationally Closed	258,736	258,736	254,188	98.24
00116083	SOM-19/3485/SA1/FSC/NGO/12558	NGO/OCHA	Operationally Closed	412,024	412,024	407,477	98.90
00116084	SOM-19/3485/SA1/FSC/INGO/12581	NGO/OCHA	Operationally Closed	308,242	308,242	303,197	98.36
00116315	SOM19/SA1/FSC/INGO/12430	NGO/OCHA	Operationally Closed	616,029	616,029	598,985	97.23
00116316	SOM19/SA1/FSC/O/12479	NGO/OCHA	Operationally Closed	514,161	514,161	509,333	99.06
00117144	SOM-19/3485/RA2/FSC/INGO/13266	NGO/OCHA	Operationally Closed	410,111	410,111	407,477	99.36
00117145	SOM-19/3485/RA2/FSC/NGO/13282	NGO/OCHA	Operationally Closed	259,220	259,220	254,673	98.25
00117146	SOM-19/3485/RA2/FSC/INGO/13293	NGO/OCHA	Operationally Closed	257,307	257,307	254,673	98.98
00117166	SOM-19/3485/RA2/FSC/INGO/13269	NGO/OCHA	Operationally Closed	308,242	308,242	305,606	99.15
00117750	SOM-19/3485/RA2/FSC/INGO/13263	NGO/OCHA	Operationally Closed	310,151	310,151	305,603	98.53
00119000	SOM-19/3485/R3/FSC/INGO/14568	NGO/OCHA	Operationally Closed	717,892	717,892	702,732	97.89
00119030	SOM-19/3485/R3/FSC/INGO/14601	NGO/OCHA	Operationally Closed	715,714	715,714	713,077	99.63
00121214	SOM-20/3485/SA1/FSC/INGO/15255	NGO/OCHA	Operationally Closed	310,155	310,155	(260)	(0.08)
00121215	SOM-20/3485/SA1/FSC/NGO/15308	NGO/OCHA	Operationally Closed	386,423	386,423	383,789	99.32
00121323	SOM-20/3485/SA1/FSC/NGO/15145	NGO/OCHA	Operationally Closed	310,155	310,155	305,607	98.53
00121324	SOM-20/3485/ SA1/FSC/NGO/15161	NGO/OCHA	Operationally Closed	310,155	310,155	305,607	98.53
00121325	SOM-20/3485/ SA1/FSC/NGO/15384	NGO/OCHA	Operationally Closed	412,024	412,024	407,477	98.90
00121466	SOM-20/3485/SA1/FSC/NGO/15157	NGO/OCHA	Operationally Closed	412,024	412,024	407,477	98.90
00121508	SOM-20/3485/SA1/FSC/NGO/15124	NGO/OCHA	Operationally Closed	410,132	410,132	407,498	99.36
00121509	SOM-20/3485/ SA1/FSC/ING/15147	NGO/OCHA	Operationally Closed	410,111	410,111	407,477	99.36

00078217	CHF Som FOODASSIS/2011-1/WFP F	WFP	Financially Closed	3,700,000	3,700,000	3,700,000	100.00
00079111	CHF Som/FOODASSIS/2011ER/OCHA-	NGO/OCHA	Financially Closed	2,620,463	2,508,010	2,508,010	100.00
00082781	CHF Som FOODASSIS/2012-1/OCHA-	NGO/OCHA	Financially Closed	5,094,137	4,890,348	4,890,348	100.00
00083451	CHF Som/FOODASS/2012ER/OCHA-NG	NGO/OCHA	Financially Closed	501,885	499,185	499,185	100.00
00084133	CHF Som FOODASSIS/2012-2/OCHA-	NGO/OCHA	Financially Closed	11,735,364	11,735,364	11,735,364	100.00
00084184	CHF Som/FOODASS/2012ER/UN Agen	FAO	Financially Closed	400,000	399,313	399,313	100.00
00084595	CHF Som FOODASSIS/2012-2/UN Ag	WFP	Financially Closed	745,034	745,034	745,034	100.00
00087312	CHF Som FOODASSIS/2013-1/UN Ag	FAO	Financially Closed	650,000	642,748	642,748	100.00
00087312	CHF Som FOODASSIS/2013-1/UN Ag	IOM	Financially Closed	299,999	299,999	299,999	100.00
00087312	CHF Som FOODASSIS/2013-1/UN Ag	WFP	Financially Closed	499,999	499,999	499,999	100.00
00090189	CHF Som FOODASSIS/2014-1/UN Ag	FAO	Financially Closed	850,000	849,810	849,810	100.00
00090189	CHF Som FOODASSIS/2014-1/UN Ag	IOM	Financially Closed	350,000	350,000	350,000	100.00
00090189	CHF Som FOODASSIS/2014-1/UN Ag	WFP	Financially Closed	850,000	850,000	850,000	100.00
00092307	CHF Som FOODASSIS/2014ER/UN Ag	FAO	Financially Closed	900,000	899,248	899,248	100.00
00092307	CHF Som FOODASSIS/2014ER/UN Ag	WFP	Financially Closed	4,302,106	4,302,106	4,302,106	100.00
00094299	CHF Som FOODASSIS/2015ER/UN Ag	FAO	Financially Closed	1,000,000	995,106	995,106	100.00
00100085	SOM-16/2470/R/FSC/UN/2507	WFP	Financially Closed	1,300,001	1,300,001	1,300,001	100.00
00100146	SOM-16/2470/R/FSC/UN/2506	FAO	Financially Closed	800,000	797,755	797,755	100.00
00101563	SOM-16/2470/R/FSC/UN/2582	IOM	Financially Closed	300,000	300,000	300,000	100.00
00101666	SOM-16/2470/R/FSC/INGO/2527	NGO/OCHA	Financially Closed	307,239	307,239	307,239	100.00
00101766	SOM-16/3485/R/FSC/INGO/2551	NGO/OCHA	Financially Closed	256,304	256,304	256,304	100.00
00101768	SOM-16/2470/R/FSC/NGO/2553	NGO/OCHA	Financially Closed	204,793	204,793	204,793	100.00
00102040	SOM-16/3485/R/FSC/INGO/2567	NGO/OCHA	Financially Closed	307,240	307,240	307,240	100.00
00103282	SOM-16/3485/R/FSC/UN/3895	WFP	Financially Closed	500,001	500,001	500,001	100.00

00103283	SOM-16/3485/R/FSC/UN/3902	IOM	Financially Closed	229,893	229,893	229,893	100.00
00103559	SOM-16/3485/R/FSC/NGO/3891	NGO/OCHA	Financially Closed	214,815	214,815	214,815	100.00
00103740	SOM-16/3485/R/FSC/INGO/3817	NGO/OCHA	Financially Closed	229,868	229,868	229,868	100.00
00104173	SOM-16/3485/R/FSC/INGO/4458	NGO/OCHA	Financially Closed	184,996	184,996	184,996	100.00
00104229	SOM-16/3485/R/FSC/INGO/4468	NGO/OCHA	Financially Closed	411,511	411,511	411,511	100.00
00104230	SOM-16/3485/R/FSC/INGO/4483	NGO/OCHA	Financially Closed	921,659	921,659	921,659	100.00
00104458	SOM-17/3485/SA1/FSC/INGO/4564	NGO/OCHA	Financially Closed	278,441	278,441	278,441	100.00
00104494	SOM-17/3485/SA1/FSC/INGO/4706	NGO/OCHA	Financially Closed	307,119	307,119	307,119	100.00
00104543	SOM-17/3485/SA1/FSC/INGO/4569	NGO/OCHA	Financially Closed	307,239	307,239	307,239	100.00
00104574	SOM-17/3485/SA1/FSC/ INGO/4625	NGO/OCHA	Financially Closed	307,239	307,239	307,239	100.00
00104678	SOM-17/3485/SA1/FSC/NGO/4630	NGO/OCHA	Financially Closed	372,639	372,639	372,639	100.00
00104966	SOM-17/3485/SA1/FSC/NGO/4575	NGO/OCHA	Financially Closed	336,100	336,100	336,100	100.00
00105151	SOM-17/3485/SA1/FSC/NGO/4570	NGO/OCHA	Financially Closed	336,342	336,342	336,342	100.00
00105452	SOM-17/3485/SA1/FSC/INGO/5041	NGO/OCHA	Financially Closed	283,870	283,870	283,870	100.00
Food Assistance: Total				83,734,599	83,188,832	75,001,398	90.16

Health							
00115847	SOM-19/3485/SA1/H/NGO/12521	NGO/OCHA	On Going	425,361	425,361	420,814	98.93
00121257	SOM-20/3485/RA1/H/UN/15931	IOM	On Going	2,432,280	2,432,280	1,695,179	69.70
00121326	SOM-20/3485/ SA1/H/NGO/15475	NGO/OCHA	On Going	457,664	457,664	453,116	99.01
00121356	SOM-20/3485/RA1/H/UN/16010	UNDP	On Going	171,200	171,200	169,616	99.07
00124589	SOM-20/3485/RA1/H/NGO/17354	NGO/OCHA	On Going	126,782	126,782	122,235	96.41
00078177	CHF Som HEALTH/2011-1/OCHA-NGO	NGO/OCHA	Operationally Closed	2,698,354	2,520,132	2,520,132	100.00
00086158	CHF Som HEALTH/2013ER/OCHA-NGO	NGO/OCHA	Operationally Closed	3,272,887	3,272,887	2,774,589	84.77
00087137	CHF Som HEALTH/2013-1/OCHA-NGO	NGO/OCHA	Operationally Closed	2,007,072	2,007,072	2,007,072	100.00
00090178	CHF Som HEALTH/2014-1/NGOs	NGO/OCHA	Operationally Closed	1,613,719	1,613,719	1,596,144	98.91
00090199	CHF Som HEALTH/2014ER/NGOs	NGO/OCHA	Operationally Closed	1,444,847	1,444,847	449,702	31.12
00094687	CHF Som HEALTH/2015-1/UN Agenc	IOM	Operationally Closed	299,807	299,807	299,807	100.00

00094687	CHF Som HEALTH/2015-1/UN Agenc	UNFPA	Operationally Closed	749,915	749,915	749,914	100.00
00094687	CHF Som HEALTH/2015-1/UN Agenc	UNICEF	Operationally Closed	1,124,950	1,124,950	1,124,950	100.00
00094687	CHF Som HEALTH/2015-1/UN Agenc	WHO	Operationally Closed	899,918	878,924	878,924	100.00
00094734	CHF Som HEALTH/2015-1/NGOs	NGO/OCHA	Operationally Closed	1,143,620	1,089,545		0
00100040	SOM-15/DDA-3485/SA1/H/NGO/2335	NGO/OCHA	Operationally Closed	182,476	182,476	137,045	75.10
00100041	SOM-15/3485/SA1/H/INGO/2383	NGO/OCHA	Operationally Closed	208,488	208,488	198,692	95.30
00100042	SOM-15/3485/SA1/H/INGO/2462	NGO/OCHA	Operationally Closed	257,547	257,547	253,199	98.31
00100269	SOM-16/2470/R/H/NGO/2501	NGO/OCHA	Operationally Closed	258,273	258,273	257,692	99.78
00100690	SOM-16/2470/R/H/INGO/2500	NGO/OCHA	Operationally Closed	263,012	263,012	244,465	92.95
00101575	SOM-16/2470/R/H/INGO/2537	NGO/OCHA	Operationally Closed	202,666	202,666	201,057	99.21
00103465	SOM-16/3485/R/H/INGO/3911	NGO/OCHA	Operationally Closed	195,217	195,217	193,270	99.00
00103561	SOM-16/3485/R/H/NGO/3845	NGO/OCHA	Operationally Closed	225,826	225,826	219,182	97.06
00103745	SOM-16/3485/R/H/INGO/3774	NGO/OCHA	Operationally Closed	190,090	190,090	154,518	81.29
00104174	SOM-16/3485/R/H/NGO/4463	NGO/OCHA	Operationally Closed	79,180	79,180	76,559	96.69
00104175	SOM-16/3485/R/H/NGO/4478	NGO/OCHA	Operationally Closed	48,027	48,027	41,517	86.45
00104324	SOM-16/3485/R/H/INGO/4460	NGO/OCHA	Operationally Closed	189,160	189,160	180,099	95.21
00104325	SOM-17/3485/R/H/INGO/4518	NGO/OCHA	Operationally Closed	565,117	565,117	557,180	98.60
00104373	SOM-17/3485/SA1 /H/NGO/4536	NGO/OCHA	Operationally Closed	154,484	154,484	137,713	89.14
00104390	SOM-17/3485/SA1/H/INGO/4549	NGO/OCHA	Operationally Closed	183,697	183,697	183,459	99.87
00104396	SOM-17/3485/SA1/H/NGO/4622	NGO/OCHA	Operationally Closed	205,371	205,371	203,418	99.05
00104425	SOM-17/3485/SA1/H/NGO/4645	NGO/OCHA	Operationally Closed	205,100	205,100	201,833	98.41
00104495	SOM-17/3485/SA1/H/NGO/4603	NGO/OCHA	Operationally Closed	153,232	153,232	152,551	99.56
00104728	SOM-17/3485/SA1/H/NGO/4988	NGO/OCHA	Operationally Closed	410,972	410,972	401,511	97.70
00104972	SOM-17/3485/SA1/H/INGO/4770	NGO/OCHA	Operationally Closed	581,288	581,288	576,452	99.17

00104973	SOM-17/3485/SA1/H/INGO/5048	NGO/OCHA	Operationally Closed	380,201	380,201	379,593	99.84
00105152	SOM-17/3485/SA1/H/O/5002	NGO/OCHA	Operationally Closed	408,330	408,330	369,816	90.57
00105453	SOM-17/3485/SA1/H/NGO/4687	NGO/OCHA	Operationally Closed	201,026	201,026	187,230	93.14
00108326	SOM17/3485/SA2/H/INGO/7435	NGO/OCHA	Operationally Closed	213,247	213,247	199,007	93.32
00108327	SOM17/3485/ SA2/H/NGO/7484	NGO/OCHA	Operationally Closed	311,575	311,575	291,792	93.65
00110419	SOM18/3485/SA1/H/NGO/8748	NGO/OCHA	Operationally Closed	321,922	321,922	317,374	98.59
00110446	SOM18/3485/SA1/H/INGO/8654	NGO/OCHA	Operationally Closed	387,882	387,882	379,272	97.78
00110539	SOM18/3485/SA1/H/NGO/8470	NGO/OCHA	Operationally Closed	374,504	374,504	369,956	98.79
00110570	SOM18/3485/SA1/H/INGO/8649	NGO/OCHA	Operationally Closed	414,543	414,543	(55,660)	(13.43)
00113576	SOM-18/3485/SA2/H/NGO/11111	NGO/OCHA	Operationally Closed	334,446	334,446	328,792	98.31
00113577	SOM-18/3485/SA2/H/INGO/11139	NGO/OCHA	Operationally Closed	291,050	291,050	(677)	(0.23)
00113974	SOM18/3485/SA2/H/NGO/11162	NGO/OCHA	Operationally Closed	208,730	208,730	200,487	96.05
00115756	SOM-19/3485/SA1/H/INGO/12502	NGO/OCHA	Operationally Closed	473,618	473,618	424,559	89.64
00115833	SOM-19/3485/SA1/H/NGO/12442	NGO/OCHA	Operationally Closed	433,575	433,575	402,867	92.92
00115845	SOM-19/3485/SA1/H/NGO/12425	NGO/OCHA	Operationally Closed	476,064	476,064	469,989	98.72
00115846	SOM-19/3485/SA1/H/O/12512	NGO/OCHA	Operationally Closed	298,282	298,282	270,160	90.57
00115848	SOM-19/3485/SA1/H/INGO/12547	NGO/OCHA	Operationally Closed	419,336	419,336	402,881	96.08
00116085	SOM-19/3485/SA1/H/INGO/12542	NGO/OCHA	Operationally Closed	424,179	424,179	419,631	98.93
00116086	SOM-19/3485/SA1/H/INGO/12552	NGO/OCHA	Operationally Closed	434,435	434,435	429,887	98.95
00116317	SOM19/SA1/H/INGO/12472	NGO/OCHA	Operationally Closed	398,704	398,704	394,057	98.83
00116318	SOM19/SA1/H/NGO/12476	NGO/OCHA	Operationally Closed	370,875	370,875	366,327	98.77
00119265	SOM-19/3485/R3/H/NGO/14877	NGO/OCHA	Operationally Closed	301,870	301,870	297,055	98.40
00121510	SOM-20/3485/SA1/H/INGO/15237	NGO/OCHA	Operationally Closed	461,046	461,046	458,411	99.43
00075912	CHF Somalia HEALTH/OCHA-NGOs	NGO/OCHA	Financially Closed	2,826,396	2,752,058	2,752,058	100.00

00076056	CHF Somalia HEALTH/WHO BloodTr	WHO	Financially Closed	197,441	197,441	197,441	100.00
00076057	CHF Somalia HEALTH/WHO Mat&Neo	WHO	Financially Closed	671,850	649,035	649,035	100.00
00076073	CHF Somalia HEALTH/WHO OutbCtr	WHO	Financially Closed	1,070,202	1,053,137	1,053,137	100.00
00077379	CHF Som HEALTH/2010ER/OCHA-NGO	NGO/OCHA	Financially Closed	126,566	126,566	126,566	100.00
00077733	CHF Som HEALTH/2011ER/WHO Emer	WHO	Financially Closed	250,513	250,513	250,513	100.00
00077841	CHF Som HEALTH/2011ER/WHO Equi	WHO	Financially Closed	500,000	474,792	474,792	100.00
00078152	CHF Som HEALTH/2011-1/WHO Coord	WHO	Financially Closed	151,679	134,366	134,366	100.00
00078167	CHF Som HEALTH/2011-1/UNOPS Em	UNOPS	Financially Closed	398,793	395,991	395,991	100.00
00078436	CHF Som HEALTH/2011-1/UNICEF P	UNICEF	Financially Closed	735,562	695,127	695,127	100.00
00078490	CHF Som HEALTH/2011-1/UNFPA Em	UNFPA	Financially Closed	500,000	487,842	487,842	100.00
00078931	CHF Som/HEALTH/2011ER/WHO EMS	WHO	Financially Closed	84,716	84,716	84,716	100.00
00079626	CHF Som HEALTH/2011ER/OCHA-NGO	NGO/OCHA	Financially Closed	4,875,865	4,631,063	4,631,063	100.00
00080437	CHF Som HEALTH/2011ER/WHO Coord	WHO	Financially Closed	360,055	360,055	360,055	100.00
00082709	CHF Som HEALTH/2012-1/UN Agenc	UNFPA	Financially Closed	843,598	825,792	825,792	100.00
00082709	CHF Som HEALTH/2012-1/UN Agenc	WHO	Financially Closed	539,480	539,480	539,480	100.00
00082779	CHF Som HEALTH/2012-1/OCHA-NGO	NGO/OCHA	Financially Closed	3,697,420	3,363,868	3,363,868	100.00
00084136	CHF Som HEALTH/2012-2/OCHA-NGO	NGO/OCHA	Financially Closed	1,433,335	1,433,335	1,433,335	100.00
00084556	CHF Som HEALTH/2012-2/UN Agen	UNICEF	Financially Closed	817,480	817,480	817,480	100.00
00084556	CHF Som HEALTH/2012-2/UN Agen	WHO	Financially Closed	1,749,462	1,737,672	1,737,672	100.00
00087311	CHF Som HEALTH/2013-1/UN Agenc	IOM	Financially Closed	300,000	300,000	300,000	100.00
00087311	CHF Som HEALTH/2013-1/UN Agenc	UNFPA	Financially Closed	800,000	776,693	776,693	100.00
00087311	CHF Som HEALTH/2013-1/UN Agenc	WHO	Financially Closed	632,980	628,678	628,678	100.00
00088813	CHF Som HEALTH/2013ER/UN Agenc	WHO	Financially Closed	1,234,982	1,234,982	1,234,982	100.00
00090168	CHF Som HEALTH/2014ER/UN Agenc	IOM	Financially Closed	400,000	400,000	400,000	100.00

00090168	CHF Som HEALTH/2014ER/UN Agenc	UNFPA	Financially Closed	449,999	449,999	449,999	100.00
00090168	CHF Som HEALTH/2014ER/UN Agenc	UNICEF	Financially Closed	746,251	738,210	738,210	100.00
00090168	CHF Som HEALTH/2014ER/UN Agenc	WHO	Financially Closed	803,690	801,301	801,301	100.00
00090188	CHF Som HEALTH/2014-1/UN Agenc	IOM	Financially Closed	365,000	365,000	365,000	100.00
00090188	CHF Som HEALTH/2014-1/UN Agenc	UNFPA	Financially Closed	660,000	641,743	641,743	100.00
00090188	CHF Som HEALTH/2014-1/UN Agenc	WHO	Financially Closed	1,320,828	1,255,786	1,255,786	100.00
00101479	SOM-16/2470/R/H/UN/2574	IOM	Financially Closed	150,000	150,000	150,000	100.00
00101484	SOM-16/2470/R/H/INGO/2543	NGO/OCHA	Financially Closed	174,725	174,725	174,725	100.00
00101769	SOM-16/2470/R/H/NGO/2561	NGO/OCHA	Financially Closed	205,632	205,632	205,632	100.00
00102031	SOM-16/3485/R/H/NGO/2540	NGO/OCHA	Financially Closed	184,996	184,996	184,996	100.00
00103284	SOM-16/3485/R/H/UN/3885	IOM	Financially Closed	190,000	190,000	190,000	100.00
00103560	SOM-16/3485/R/H/NGO/3752	NGO/OCHA	Financially Closed	220,785	220,785	220,785	100.00
00104391	SOM-17/3485/SA1/H/NGO/4628	NGO/OCHA	Financially Closed	199,151	199,151	199,151	100.00
00104395	SOM-17/3485/SA1/H/NGO/4542	NGO/OCHA	Financially Closed	205,181	205,181	205,181	100.00
00104459	SOM-17/3485/SA1/H/INGO/4583	NGO/OCHA	Financially Closed	210,449	210,449	210,449	100.00
00106878	SOM-17/3485/R/H/UN/6830	WHO	Financially Closed	1,000,000	1,000,000	1,000,000	100.00
Health: Total				64,252,096	63,057,382	58,480,050	92.74

Livelihoods							
00078153	CHF Som LIVLHD/2011-1/OCHA-NGO	NGO/OCHA	Operationally Closed	6,147,086	5,930,762	5,930,762	100.00
00075910	CHF Somalia LIVELIHOODS/OCHA-N	NGO/OCHA	Financially Closed	2,423,831	2,402,430	2,402,430	100.00
00076055	CHF Somalia LIVELHDS/FAO FSNAU	FAO	Financially Closed	335,000	334,564	334,564	100.00
00077378	CHF Som LIVLHD/2010ER/OCHA-NGO	NGO/OCHA	Financially Closed	3,309,814	3,224,810	3,224,810	100.00
00078062	CHF Som LIVLH/2011-1/FAO FSNAU	FAO	Financially Closed	750,000	748,906	748,906	100.00
00078151	CHF Som LIVLHD/2011-1/FAO CapB	FAO	Financially Closed	357,000	355,850	355,850	100.00
00078487	CHF Som LIVLHD/2011-1/FAO Prot	FAO	Financially Closed	1,429,065	1,004,814	1,004,814	100.00

00078488	CHF Som LIVLHD/2011-1/FAO Hydr	FAO	Financially Closed	499,946	490,091	490,091	100.00
00078489	CHF Som LIVLHD/2011-1/FAO Livl	FAO	Financially Closed	2,115,233	2,109,513	2,109,513	100.00
00079110	CHF Som LIVLHD/2011ER/OCHA-NGO	NGO/OCHA	Financially Closed	11,271,702	11,041,259	11,041,259	100.00
00082840	CHF Som LIVLHD/2012ER/OCHA-NGO	NGO/OCHA	Financially Closed	1,019,476	1,014,076	1,014,076	100.00
Livelihoods: Total				29,658,153	28,657,074	28,657,074	100.00

Logistics							
00123138	SOM-20/3485/RA1/L/UN/16474	WFP	On Going	1,000,007	1,000,007	1,000,007	100.00
00076161	CHF Somalia LOGIST/WFP AirSer	WFP	Financially Closed	995,100	995,100	995,100	100.00
00083133	CHF Som/LOGIST/2012ER/UN Agenc	WFP	Financially Closed	2,796,098	2,796,098	2,796,098	100.00
00101384	SOM-16/2470/R/L/UN/2564	WFP	Financially Closed	1,000,000	1,000,000	1,000,000	100.00
00108322	SOM17/3485/SA2/L/UN/7647	WFP	Financially Closed	250,000	250,000	250,000	100.00
00110474	SOM-18/3485/SA1/L/UN/8898	WFP	Financially Closed	600,000	600,000	600,000	100.00
00113267	SOM-18/3485/SA2/L/UN/11149	WFP	Financially Closed	500,000	500,000	500,000	100.00
Logistics: Total				7,141,205	7,141,205	7,141,205	100.00

Multi-Cluster Projects							
00111111	SOM-18/3485/SA1/H-Nut/NGO/8738	NGO/OCHA	On Going	688,554	688,554	683,739	99.30
00112221	SOM18/RA2018/HNutWASH/O/9577	NGO/OCHA	On Going	233,996	233,996	226,925	96.98
00113970	SOM18/3485/SA2/W/NGO/11025	NGO/OCHA	On Going	330,529	330,529	325,981	98.62
00117168	SOM-19/3485/RA2/Nut-H/NGO/1326	NGO/OCHA	On Going	300,883	300,883	296,336	98.49
00121113	SOM-20/3485/SA1/Shelter- CCCM/	NGO/OCHA	On Going	819,347	819,347	814,532	99.41
00121216	SOM-20/3485/SA1/H-Nut/NGO/1526	NGO/OCHA	On Going	589,684	589,684	584,869	99.18
00121217	SOM-20/3485/SA1/H-WASH/NGO/151	NGO/OCHA	On Going	459,427	459,427	454,880	99.01
00121327	SOM-20/3485/ SA1/H-Nut/INGO/15	NGO/OCHA	On Going	870,505	870,505	865,888	99.47
00121464	SOM-20/3485/SA1/CCCM-PSW/15214	NGO/OCHA	On Going	819,617	819,617	814,802	99.41
00121465	SOM-20/3485/SA1/CCCMP/NG/15428	NGO/OCHA	On Going	789,886	789,886	785,071	99.39
00121467	SOM-20/3485/SA1/H-N/ING/15242	NGO/OCHA	On Going	772,371	772,371	767,754	99.40
00121512	SOM-20/3485/SA1/H-WAS/IN/15166	NGO/OCHA	On Going	463,028	463,028	458,411	99.00
00122493	SOM-20/3485/SA1/Ed-Prot/NGO/15	NGO/OCHA	On Going	412,044	412,044	408,884	99.23
00122929	SOM-20/3485/RA1/CCCM-EP/NGO/16	NGO/OCHA	On Going	177,070	177,070	172,514	97.43
00124578	SOM-20/3485/RA1/H-Nu/NGO/17379	NGO/OCHA	On Going	228,292	228,292	223,745	98.01
00124590	SOM-20/3485/RA1/P-E-W/NG/17341	NGO/OCHA	On Going	208,286	208,286		0
00124753	SOM-20/3485/RA1/H-Nut/NG/17349	NGO/OCHA	On Going	228,661	228,661	224,113	98.01

00124754	SOM-20/3485/RA1/Nut-H/NG/17400	NGO/OCHA	On Going	782,959	782,959	421,881	53.88
00125187	SOM-20/3485/RA1/EdP/W/NG/17340	NGO/OCHA	On Going	208,237	208,237	203,689	97.82
00104277	SOM-16/3485/R/EdWASH/INGO/4449	NGO/OCHA	Operationally Closed	307,154	307,154	304,996	99.30
00104278	SOM-16/3485/R/WASHEd/INGO/4455	NGO/OCHA	Operationally Closed	462,446	462,446	455,473	98.49
00106054	SOM-17/3485/R/Nut-H-WASH/6250	NGO/OCHA	Operationally Closed	324,681	324,681	295,729	91.08
00106055	SOM-17/3485/R/Nut-H-WASH/6252	NGO/OCHA	Operationally Closed	406,133	406,133	400,358	98.58
00106091	SOM-17/3485/R/FSC-Ed-WASH/6278	NGO/OCHA	Operationally Closed	1,010,066	1,010,066	1,004,016	99.40
00106207	SOM-17/3485/R/FSC-Ed-WASH/6283	NGO/OCHA	Operationally Closed	751,580	751,580	662,184	88.11
00106646	SOM17/R/ShI-CCM-WSH-P/NGO/6289	NGO/OCHA	Operationally Closed	1,339,560	1,339,560	1,308,709	97.70
00106938	SOM17/R/EdFSCHNutWASH/NGO/6672	NGO/OCHA	Operationally Closed	560,521	560,521	564,595	100.73
00107031	SOM17/R/EdFSCHNutWASH/ING/6668	NGO/OCHA	Operationally Closed	718,442	718,442	295,752	41.17
00107058	SOM17/R/EdFSCHNutWSH/INGO/6677	NGO/OCHA	Operationally Closed	459,957	459,957	456,352	99.22
00107059	SOM17/R/FSCHNutWASH/O/6664	NGO/OCHA	Operationally Closed	717,898	717,898	518,210	72.18
00107150	SOM17/R/EdFSCHNutWASH/NGO/6918	NGO/OCHA	Operationally Closed	306,835	306,835	301,306	98.20
00107152	SOM17/R/EdFSCHNutWSH/INGO/6669	NGO/OCHA	Operationally Closed	565,630	565,630	564,122	99.73
00107372	SOM-17/Ed-FSC-H-Nut-WASH/6776	NGO/OCHA	Operationally Closed	399,582	399,582	398,239	99.66
00107373	SOM-17/FSC-WASH-Ed-HNut/6751	NGO/OCHA	Operationally Closed	356,140	356,140	346,660	97.34
00107475	SOM17/R/FSCedHNutWSH/INGO/6813	NGO/OCHA	Operationally Closed	769,484	769,484	768,971	99.93
00107476	SOM17/3485/R/ProtShIt/NGO/6758	NGO/OCHA	Operationally Closed	412,526	412,526	407,176	98.70
00107477	SOM17/3485/R/WSHFSC/INGO/6688	NGO/OCHA	Operationally Closed	514,792	514,792	428,278	83.19
00108279	SOM17/SA2/H-Nut-WASH/NGO/7410	NGO/OCHA	Operationally Closed	310,931	310,931	310,799	99.96
00108329	SOM17/SA2/SheCCCMProt/NGO/7553	NGO/OCHA	Operationally Closed	390,360	390,360	389,604	99.81
00108481	SOM17/SA2/SheICCCMFSC/NGO/7575	NGO/OCHA	Operationally Closed	332,987	332,987	327,310	98.30
00108482	SOM17/SA2/WASH-Nut-H/NGO/7476	NGO/OCHA	Operationally Closed	310,985	310,985	(23,596)	(7.59)
00108539	SOM17/SA2/EdHNtFSCWSH/NGO/7572	NGO/OCHA	Operationally Closed	460,095	460,095	(5,126)	(1.11)

00108540	SOM17/SA2/EdFSHntWSH/INGO/7531	NGO/OCHA	Operationally Closed	582,431	582,431	(6,859)	(1.18)
00108541	SOM17/SA2/HNtWSHedFS/INGO/7464	NGO/OCHA	Operationally Closed	342,762	342,762	(3,161)	(0.92)
00108680	SOM17/SA2/CCCMShPrt/INGO/7425	NGO/OCHA	Operationally Closed	1,158,066	1,158,066	(1,336)	(0.12)
00108683	SOM17/SA2/HNutWASH/INGO/7596	NGO/OCHA	Operationally Closed	613,163	613,163	(6,033)	(0.98)
00108952	SOM17/SA2/FSCWAHntEd/INGO/7551	NGO/OCHA	Operationally Closed	607,515	607,515	(30,969)	(5.10)
00108953	SOM17/SA2/H-WASH-Nut/NGO/7413	NGO/OCHA	Operationally Closed	535,019	535,019	(1,734)	(0.32)
00110425	SOM18/SA1/ShWSHCCMPrt/NGO/8682	NGO/OCHA	Operationally Closed	513,835	513,835	509,174	99.09
00110443	SOM18/SA1/CMPrWSh/INGO/8505	NGO/OCHA	Operationally Closed	756,718	756,718	(81,110)	(10.72)
00110457	SOM17/SA2/FSCHWNtEd/NGO/7477	NGO/OCHA	Operationally Closed	681,453	681,453	(5,580)	(0.82)
00110458	SOM17/SA2/ProShICCCM/NGO/7549	NGO/OCHA	Operationally Closed	275,022	275,022	269,094	97.84
00110496	SOM18/SA1/HNutWASH/NGO/8493	NGO/OCHA	Operationally Closed	400,436	400,436	395,888	98.86
00110508	SOM18/SA1/CCMWAHSh/INGO/8671	NGO/OCHA	Operationally Closed	1,131,783	1,131,783	1,120,561	99.01
00110510	SOM18/SA1/NutWASHH/NGO/8455	NGO/OCHA	Operationally Closed	460,732	460,732	456,184	99.01
00110543	SOM18/SA1/PrWShtrCCM/NGO/8658	NGO/OCHA	Operationally Closed	717,794	717,794	712,979	99.33
00110568	SOM18/SA1/FSCHNutWAEEd/NGO/8496	NGO/OCHA	Operationally Closed	513,878	513,878	509,330	99.12
00110569	SOM18/SA1/FSCWANutHEd/NGO/8758	NGO/OCHA	Operationally Closed	496,846	496,846	492,299	99.08
00110572	SOM18/SA1/WANutH/NGO/8750	NGO/OCHA	Operationally Closed	309,256	309,256	304,708	98.53
00110654	SOM18/SA1/FSCNuHEdWH/NGO/8624	NGO/OCHA	Operationally Closed	513,746	513,746	509,199	99.11
00110655	SOM18/SA1/H-Nut-WASH/NGO/8539	NGO/OCHA	Operationally Closed	616,030	616,030	611,215	99.22
00110656	SOM18/SA1/H-Nut-WASH/NGO/8619	NGO/OCHA	Operationally Closed	412,024	412,024	336,551	81.68
00110657	SOM18/SA1/H-Nut-WASH/NGO/8538	NGO/OCHA	Operationally Closed	514,149	514,149	509,334	99.06
00110658	SOM18/SA1/H-Nut-WASH/INGO/8628	NGO/OCHA	Operationally Closed	617,278	617,278	608,133	98.52
00111109	SOM-18/3485/RA1/Ed-Prot/9216	NGO/OCHA	Operationally Closed	258,805	258,805	254,257	98.24
00111110	SOM-18/3485/RA1/Ed-Prot/9221	NGO/OCHA	Operationally Closed	359,934	359,934	355,387	98.74

00111304	SOM18/RA1/HEdNWH/INGO/9502	NGO/OCHA	Operationally Closed	1,491,173	1,491,173	(75,421)	(5.06)
00111305	SOM18/RA1/HNtWASH/INGO/9578	NGO/OCHA	Operationally Closed	282,800	282,800	248,026	87.70
00111328	SOM18/RA1/Ed-Prot/INGO/9224	NGO/OCHA	Operationally Closed	208,274	208,274	203,727	97.82
00111725	SOM18/RA/SheIProt/NGO/9590	NGO/OCHA	Operationally Closed	515,737	515,737	(2,999)	(0.58)
00112219	SOM18/RA/EdPtWH/NGO/10145	NGO/OCHA	Operationally Closed	619,405	619,405	610,261	98.52
00112220	SOM18/RA/HNutWASH/INGO/9912	NGO/OCHA	Operationally Closed	379,340	379,340	(14,745)	(3.89)
00112223	SOM18/RA/ShelterWASH/10139	NGO/OCHA	Operationally Closed	1,023,881	1,023,881	1,018,692	99.49
00112225	SOM18/RA/CCCMProt/INGO/10140	NGO/OCHA	Operationally Closed	620,178	620,178	(7,602)	(1.23)
00112226	SOM18/RA/EdWASHProt/INGO/10089	NGO/OCHA	Operationally Closed	516,223	516,223	0	0
00112230	SOM18/RA/NutHWASH/NGO/9985	NGO/OCHA	Operationally Closed	388,637	388,637	376,911	96.98
00112249	SOM18/RA/CCMSheIWH/INGO/10162	NGO/OCHA	Operationally Closed	465,478	465,478	(10,088)	(2.17)
00112250	SOM18/RA/FSCNut/INGO/10125	NGO/OCHA	Operationally Closed	470,107	470,107	461,356	98.14
00112440	SOM18/3485/Nut-H-WASH/9974	NGO/OCHA	Operationally Closed	646,594	646,594	0	0
00113566	SOM-18/3485/SA2/CCM/SheI/11050	NGO/OCHA	Operationally Closed	514,164	514,164	509,349	99.06
00113567	SOM18/3485/SA2/Ed-Prot/N/10992	NGO/OCHA	Operationally Closed	462,917	462,917	458,417	99.03
00113578	SOM-18/3485/SA2/WASH/NGO/11027	NGO/OCHA	Operationally Closed	514,454	514,454	509,639	99.06
00113966	SOM18/3485/SA2/W/NGO/11080	NGO/OCHA	Operationally Closed	360,316	360,316	0	0
00113967	SOM18/3485/SA2/W/NGO/11058	NGO/OCHA	Operationally Closed	259,073	259,073	235,680	90.97
00113969	SOM18/3485/SA2/W/NGO/11185	NGO/OCHA	Operationally Closed	306,874	306,874	302,326	98.52
00113972	SOM18/3485/SA2/CCCM/INGO/11160	NGO/OCHA	Operationally Closed	768,834	768,834	764,019	99.37
00113978	SOM18/3485/SA2/Ed/INGO/11206	NGO/OCHA	Operationally Closed	462,959	462,959	(19,056)	(4.12)
00113982	SOM18/3485/SA2/INGO/11193	NGO/OCHA	Operationally Closed	921,637	921,637	884,561	95.98
00113983	SOM18/3485/SA2/INGO/11079	NGO/OCHA	Operationally Closed	270,893	270,893	253,963	93.75
00113984	SOM18/3485/SA2/INGO/11211	NGO/OCHA	Operationally Closed	1,227,620	1,227,620	1,222,256	99.56

00113985	SOM18/3485/SA2/INGO/11156	NGO/OCHA	Operationally Closed	372,425	372,425	355,229	95.38
00113987	SOM18/3485/SA2/INGO/11154	NGO/OCHA	Operationally Closed	767,806	767,806	740,387	96.43
00115747	SOM-19/3485/SA1/Ed-Prot/INGO/1	NGO/OCHA	Operationally Closed	936,859	936,859	932,044	99.49
00115832	SOM-19/3485/SA1/Ed-Prot/NGO/12	NGO/OCHA	Operationally Closed	582,908	582,908	578,093	99.17
00115841	SOM-19/3485/SA1/Ed-Prot/INGO/1	NGO/OCHA	Operationally Closed	704,888	704,888	700,073	99.32
00115842	SOM-19/3485/SA1/Ed-Prot/NGO/12	NGO/OCHA	Operationally Closed	321,275	321,275	297,082	92.47
00117143	SOM-19/3485/RA2/Ed-Prot/NGO/13	NGO/OCHA	Operationally Closed	513,520	513,520	508,972	99.11
00117147	SOM-19/3485/RA2/H-Nut/NGO/1326	NGO/OCHA	Operationally Closed	419,023	419,023	414,475	98.91
00117149	SOM-19/3485/RA2/Prot-CCCM/NGO/	NGO/OCHA	Operationally Closed	513,895	513,895	509,347	99.12
00117167	SOM-19/3485/RA2/H-Nut/NGO/1328	NGO/OCHA	Operationally Closed	470,041	470,041	454,202	96.63
00117256	SOM-19/3485/RA2/Nut-H/NGO/1326	NGO/OCHA	Operationally Closed	454,683	454,683	447,257	98.37
00118929	SOM-19/3485/R3/Ed-Prot/NGO/145	NGO/OCHA	Operationally Closed	501,485	501,485	496,670	99.04
00119002	SOM-19/3485/R3/Shelter-CCCM/IN	NGO/OCHA	Operationally Closed	969,784	969,784	952,436	98.21
00119031	SOM-19/3485/R3/H-Nut-WASH/NGO/	NGO/OCHA	Operationally Closed	514,028	514,028	507,910	98.81
00119032	SOM-19/3485/R3/H-Nut/INGO/1460	NGO/OCHA	Operationally Closed	401,194	401,194	386,796	96.41
00119266	SOM-19/3485/R3/WASH-H-Nut/INGO	NGO/OCHA	Operationally Closed	1,229,198	1,229,198	1,207,614	98.24
00121511	SOM-20/3485/SA1/H-Pro/IN/15230	NGO/OCHA	Operationally Closed	328,616	328,616	325,981	99.20
00104036	SOM-16/3485/R/WASH-Ed/UN/4470	UNICEF	Financially Closed	450,000	450,000	450,000	100.00
00106144	SOM-17/3485/R/Nut-H-WASH/6253	NGO/OCHA	Financially Closed	389,280	389,280	389,280	100.00
00106145	SOM-17/3485/R/Nut-H-WASH/6251	NGO/OCHA	Financially Closed	398,051	398,051	398,051	100.00
00106208	SOM-17/3485/R/Nut-H-WASH/6273	NGO/OCHA	Financially Closed	387,895	387,895	387,895	100.00
00107030	SOM17/R/EdFSCHNutWASH/NGO/6662	NGO/OCHA	Financially Closed	616,500	616,500	616,500	100.00
00107032	SOM17/R/EdFSCHNutWASH/NGO/6663	NGO/OCHA	Financially Closed	310,760	310,760	310,760	100.00
00107151	SOM17/R/EdFSCHNutWSH/INGO/6676	NGO/OCHA	Financially Closed	871,238	871,238	871,238	100.00

00108323	SOM17/SA2/EdFschNtWSH/NGO/7402	NGO/OCHA	Financially Closed	948,537	948,537	948,537	100.00
00110459	SOM17/SA2/ShIProCCCM/NGO/7590	NGO/OCHA	Financially Closed	386,027	386,027	386,027	100.00
Multi-Cluster Projects: Total				63,418,318	63,418,318	49,533,775	78.11

Multi-Sector for Refugees							
00090560	CHF Som/MULTI/2014-1/NGOs	NGO/OCHA	Operationally Closed	929,359	929,359	809,077	87.06
00094735	CHF Som/MULTI/2015-1/NGOs	NGO/OCHA	Operationally Closed	829,500	543,183	324,110	59.67
Multi-Sector for Refugees: Total				1,758,859	1,472,543	1,133,187	76.95

Nutrition							
00110541	SOM18/3485/SA1/Nut/NGO/8723	NGO/OCHA	On Going	492,565	492,565	(1,998)	(0.41)
00116088	SOM-19/3485/SA1/Nut/NGO/12494	NGO/OCHA	On Going	506,245	506,245	501,698	99.10
00116484	SOM-19/3485/SA1/Nut/INGO/12560	NGO/OCHA	On Going	1,510,613	1,510,613	1,467,640	97.16
00121328	SOM-20/3485/ SA1/Nut/INGO/1515	NGO/OCHA	On Going	359,179	359,179	356,544	99.27
00121513	SOM-20/3485/SA1/Nut/INGO/15194	NGO/OCHA	On Going	206,107	206,107	203,473	98.72
00078157	CHF Som NUTRIT/2011-1/OCHA-NGO	NGO/OCHA	Operationally Closed	4,670,310	4,382,545	4,382,545	100.00
00078175	CHF Som NUTRIT/2011ER/OCHA-NGO	NGO/OCHA	Operationally Closed	4,558,819	4,221,892	4,221,892	100.00
00082778	CHF Som NUTRIT/2012-1/OCHA-NGO	NGO/OCHA	Operationally Closed	3,119,899	2,843,049	2,843,049	100.00
00087136	CHF Som NUTRIT/2013-1/OCHA-NGO	NGO/OCHA	Operationally Closed	2,792,647	2,792,647	2,792,647	100.00
00088268	CHF Som NUTRITION/2013ER/OCHA-	NGO/OCHA	Operationally Closed	429,666	429,666	429,335	99.92
00090177	CHF Som NUTRIT/2014-1/NGOs	NGO/OCHA	Operationally Closed	2,172,128	2,172,128	1,189,206	54.75
00092302	CHF Som NUTRITION/2014ER/OCHA-	NGO/OCHA	Operationally Closed	1,957,209	1,918,069	1,549,616	80.79
00094688	CHF Som NUTRIT/2015-1/UN Agenc	UNICEF	Operationally Closed	1,149,999	1,149,999	1,149,999	100.00
00094688	CHF Som NUTRIT/2015-1/UN Agenc	WFP	Operationally Closed	600,000	600,000	600,000	100.00
00094736	CHF Som NUTRIT/2015-1/NGOs	NGO/OCHA	Operationally Closed	1,573,150	1,541,185	180,502	11.71
00096611	Som CHF 15-SA1- Nut-717-2392	NGO/OCHA	Operationally Closed	310,902	310,902	305,341	98.21
00100036	SOM-15/3485/SA1/Nut/INGO/2467	NGO/OCHA	Operationally Closed	310,698	310,698	303,765	97.77
00100037	SOM-15/3485/SA1/Nut/INGO/2466	NGO/OCHA	Operationally Closed	287,050	287,050	281,588	98.10
00100038	SOM-15/3485/SA1/Nut/INGO/2473	NGO/OCHA	Operationally Closed	292,191	292,191	288,857	98.86

00100045	SOM-15/3485/SA1/Nut/NGO/2340	NGO/OCHA	Operationally Closed	311,435	311,435	309,994	99.54
00100270	SOM-16/2470/R/Nut/INGO/2485	NGO/OCHA	Operationally Closed	447,464	447,464	415,087	92.76
00100271	SOM-16/2470/R/Nut/INGO/2486	NGO/OCHA	Operationally Closed	259,950	259,950	247,768	95.31
00100691	SOM-16/2470/R/Nut/INGO/2487	NGO/OCHA	Operationally Closed	224,095	224,095	222,786	99.42
00101616	SOM-16/2470/R/Nut/INGO/2560	NGO/OCHA	Operationally Closed	40,237	40,237	37,490	93.17
00103180	SOM-16/3485/R/Nut/INGO/2558	NGO/OCHA	Operationally Closed	204,487	204,487	191,302	93.55
00103330	SOM-16/3485/R/Nut/INGO/2569	NGO/OCHA	Operationally Closed	307,240	307,240	302,282	98.39
00103466	SOM-16/3485/R/Nut/INGO/3826	NGO/OCHA	Operationally Closed	104,250	104,250	104,060	99.82
00103562	SOM-16/3485/R/Nut/INGO/3848	NGO/OCHA	Operationally Closed	174,811	174,811	174,619	99.89
00103563	SOM-16/3485/R/Nut/INGO/3893	NGO/OCHA	Operationally Closed	205,370	205,370	193,349	94.15
00103767	SOM-16/3485/R/Nut/INGO/3759	NGO/OCHA	Operationally Closed	285,357	285,357	227,824	79.84
00104374	SOM-17/3485/SA1/Nut/INGO/4550	NGO/OCHA	Operationally Closed	96,839	96,839	96,477	99.63
00104397	SOM-17/3485/SA1/Nut/INGO/4561	NGO/OCHA	Operationally Closed	175,371	175,371	171,453	97.77
00104426	SOM-17/3485/SA1/Nut/INGO/4667	NGO/OCHA	Operationally Closed	206,567	206,567	191,918	92.91
00104428	SOM-17/3485/SA1/Nut/INGO/4707	NGO/OCHA	Operationally Closed	246,118	246,118	240,326	97.65
00104544	SOM-17/3485/SA1/Nut/INGO/4674	NGO/OCHA	Operationally Closed	156,061	156,061	127,204	81.51
00104575	SOM-17/3485/SA1/Nut/NGO/4605	NGO/OCHA	Operationally Closed	182,272	182,272	176,018	96.57
00104576	SOM-17/3485/SA1/Nut/INGO/4693	NGO/OCHA	Operationally Closed	195,183	195,183	190,748	97.73
00104646	SOM-17/3485/SA1/Nut/INGO/4588	NGO/OCHA	Operationally Closed	189,166	189,166	187,976	99.37
00104647	SOM-17/3485/SA1/Nut/INGO/4604	NGO/OCHA	Operationally Closed	216,657	216,657	213,778	98.67
00104805	SOM-17/3485/SA1/Nut/INGO/5010	NGO/OCHA	Operationally Closed	235,910	235,910	230,532	97.72
00108480	SOM17/3485/SA2/Nut/INGO/7588	NGO/OCHA	Operationally Closed	256,577	256,577	(8,450)	(3.29)
00108954	SOM17/3485/SA2/Nut/INGO/7646	NGO/OCHA	Operationally Closed	154,752	154,752	152,804	98.74
00110420	SOM18/3485/SA1/Nut/INGO/8503	NGO/OCHA	Operationally Closed	176,892	176,892	(2,502)	(1.41)

00110447	SOM18/3485/SA1/Nut/NGO/8749	NGO/OCHA	Operationally Closed	249,519	249,519	(1,817)	(0.73)
00110540	SOM18/3485/SA1/Nut/NGO/8472	NGO/OCHA	Operationally Closed	346,598	346,598	342,051	98.69
00110542	SOM18/3485/SA1/Nut/INGO/8759	NGO/OCHA	Operationally Closed	661,863	661,863	(2,831)	(0.43)
00113558	SOM18/3485/SA2/Nut/O/11013	NGO/OCHA	Operationally Closed	154,781	154,781	147,298	95.17
00113968	SOM18/3485/SA2/NUT/NGO/11057	NGO/OCHA	Operationally Closed	304,846	304,846	293,578	96.30
00116087	SOM-19/3485/SA1/Nut/INGO/12478	NGO/OCHA	Operationally Closed	577,006	577,006	400,534	69.42
00116089	SOM-19/3485/SA1/Nut/NGO/12569	NGO/OCHA	Operationally Closed	417,576	417,576	413,028	98.91
00116319	SOM19/SA1/Nut/NGO/12516	NGO/OCHA	Operationally Closed	509,832	509,832	500,513	98.17
00116320	SOM19/SA1/Nut/NGO/12525	NGO/OCHA	Operationally Closed	920,612	920,612	915,995	99.50
00075913	CHF Somalia NUTRITION/OCHA-NGO	NGO/OCHA	Financially Closed	997,882	984,158	984,158	100.00
00076516	CHF Somalia NUTRITION/UNICEF M	UNICEF	Financially Closed	3,758,878	3,692,414	3,692,414	100.00
00078573	CHF Som NUTRIT/2011-1/UNICEF B	UNICEF	Financially Closed	2,142,942	2,138,679	2,138,679	100.00
00082708	CHF Som NUTRIT/2012-1/UN Agenc	UNICEF	Financially Closed	1,076,778	1,076,778	1,076,778	100.00
00083454	CHF Som NUTRIT/2012-ER/OCHA-NG	NGO/OCHA	Financially Closed	324,709	319,709	319,709	100.00
00084134	CHF Som NUTRIT/2012-2/OCHA-NGO	NGO/OCHA	Financially Closed	4,855,103	4,747,125	4,747,125	100.00
00084557	CHF Som NUTRIT/2012-2/UN Agen	UNICEF	Financially Closed	2,806,037	2,805,408	2,805,408	100.00
00084557	CHF Som NUTRIT/2012-2/UN Agen	WFP	Financially Closed	3,992,085	3,992,085	3,992,085	100.00
00087310	CHF Som NUTRIT/2013-1/UN Agenc	UNICEF	Financially Closed	1,493,157	1,489,611	1,489,611	100.00
00087310	CHF Som NUTRIT/2013-1/UN Agenc	WFP	Financially Closed	1,796,957	1,796,957	1,796,957	100.00
00090187	CHF Som NUTRIT/2014-1/UN Agenc	UNICEF	Financially Closed	1,499,259	1,417,918	1,417,918	100.00
00090187	CHF Som NUTRIT/2014-1/UN Agenc	WFP	Financially Closed	750,000	750,000	750,000	100.00
00092310	CHF Som NUTRITION/2014ER/UN Ag	UNICEF	Financially Closed	1,220,000	1,215,128	1,215,128	100.00
00092310	CHF Som NUTRITION/2014ER/UN Ag	WFP	Financially Closed	779,999	779,999	779,999	100.00
00101785	SOM-16/3485/R/Nut/NGO/2556	NGO/OCHA	Financially Closed	205,441	205,441	205,441	100.00

00102032	SOM-16/3485/R/Nut/NGO/2546	NGO/OCHA	Financially Closed	154,632	154,632	154,632	100.00
00103746	SOM-16/3485/R/Nut/NGO/3751	NGO/OCHA	Financially Closed	104,338	104,338	104,338	100.00
00103781	SOM-16/3485/R/Nut/UN/4479	UNICEF	Financially Closed	800,000	798,042	798,042	100.00
00104392	SOM-17/3485/SA1/Nut/NGO/4589	NGO/OCHA	Financially Closed	188,359	188,359	188,359	100.00
00104427	SOM-17/3485/SA1/Nut/NGO/4676	NGO/OCHA	Financially Closed	194,473	194,473	194,473	100.00
00104460	SOM-17/3485/SA1/Nut/INGO/4607	NGO/OCHA	Financially Closed	214,906	214,906	214,906	100.00
00104496	SOM-17/3485/SA1/Nut/NGO/4679	NGO/OCHA	Financially Closed	185,654	185,654	185,654	100.00
00104648	SOM-17/3485/SA1/Nut/NGO/4618	NGO/OCHA	Financially Closed	191,085	191,085	191,085	100.00
00104653	SOM-17/3485/SA1/Nut/INGO/4540	NGO/OCHA	Financially Closed	211,227	211,227	211,227	100.00
00104654	SOM-17/3485/SA1/Nut/INGO/4663	NGO/OCHA	Financially Closed	195,135	195,135	195,135	100.00
00104679	SOM-17/3485/SA1/Nut/NGO/4538	NGO/OCHA	Financially Closed	195,343	195,343	195,343	100.00
00104974	SOM-17/3485/SA1/Nut/NGO/5038	NGO/OCHA	Financially Closed	179,921	179,921	179,921	100.00
00108280	SOM17/3485/SA2/Nut/NGO/7497	NGO/OCHA	Financially Closed	208,548	208,548	208,548	100.00
Nutrition: Total				67,217,920	65,955,496	60,881,966	92.31

Protection							
00115849	SOM-19/3485/SA1/Prot/INGO/1236	NGO/OCHA	On Going	411,431	411,431	406,884	98.89
00116321	SOM19/SA1/Prot/INGO/12376	NGO/OCHA	On Going	669,823	669,823	640,975	95.69
00121109	SOM-20/3485/SA1/Prot/NGO/15224	NGO/OCHA	On Going	352,692	352,692	348,145	98.71
00121329	SOM-20/3485/ SA1/Prot/INGO/154	NGO/OCHA	On Going	259,220	259,220	254,673	98.25
00123706	SOM-20/3485/SA1/Prot/ING/17115	NGO/OCHA	On Going	308,243	308,243	305,609	99.15
00124579	SOM-20/3485/RA1/Prot/NGO/17290	NGO/OCHA	On Going	412,184	412,184	417,873	101.38
00124580	SOM-20/3485/RA1/Prot/ING/17330	NGO/OCHA	On Going	208,761	208,761	204,214	97.82
00124755	SOM-20/3485/RA1/Prot/ING/17377	NGO/OCHA	On Going	412,024	412,024	407,477	98.90
00125189	SOM-20/3485/RA1/Prot/NGO/17367	NGO/OCHA	On Going	410,134	410,134	405,586	98.89
00125190	SOM-20/3485/RA1/Pro/INGO/17396	NGO/OCHA	On Going	208,059	208,059	207,315	99.64
00087133	CHF Som PROTECT/2013-1/OCHA-NG	NGO/OCHA	Operationally Closed	2,372,572	2,319,602	2,372,572	102.28
00090183	CHF Som/PROTECT/2014-1/NGOs	NGO/OCHA	Operationally Closed	1,630,046	1,630,046	1,086,255	66.64
00092301	CHF Som/PROTEC/2014ER/NGOs	NGO/OCHA	Operationally Closed	1,037,778	1,037,778	160,758	15.49
00095515	CHF Som/PROTECT/2015-1/UN Agen	UNFPA	Operationally Closed	399,905	398,856	398,856	100.00

00095515	CHF Som/PROTECT/2015-1/UN Agen	UNHCR	Operationally Closed	400,000	400,000	400,000	100.00
00095515	CHF Som/PROTECT/2015-1/UN Agen	UNICEF	Operationally Closed	450,000	450,000	450,000	100.00
00096612	CHF Som/PROTECT/2015-1/2-NGO	NGO/OCHA	Operationally Closed	979,158	979,158	581,375	59.37
00100272	SOM-16/2470/R/Prot/INGO/2512	NGO/OCHA	Operationally Closed	207,723	207,723	201,177	96.85
00100273	SOM-16/2470/R/Prot/INGO/2514	NGO/OCHA	Operationally Closed	207,724	207,724	206,827	99.57
00101765	SOM-16/3485/R/Prot/INGO/2544	NGO/OCHA	Operationally Closed	103,789	103,789	103,666	99.88
00102039	SOM-16/3485/R/Prot/INGO/2575	NGO/OCHA	Operationally Closed	179,903	179,903	179,748	99.91
00103564	SOM-16/3485/R/Prot/NGO/3801	NGO/OCHA	Operationally Closed	104,257	104,257	103,407	99.18
00103742	SOM-16/3485/R/Prot/INGO/3905	NGO/OCHA	Operationally Closed	174,810	174,810	128,607	73.57
00104398	SOM-17/3485/SA1/Prot/NGO/4547	NGO/OCHA	Operationally Closed	104,214	104,214	92,703	88.96
00104529	SOM-17/3485/SA1/Prot/INGO/4683	NGO/OCHA	Operationally Closed	475,233	475,233	471,199	99.15
00105153	SOM-17/3485/SA1/Prot/INGO/4678	NGO/OCHA	Operationally Closed	652,924	652,924	635,838	97.38
00105455	SOM-17/3485/SA1/Prot/NGO/4606	NGO/OCHA	Operationally Closed	104,219	104,219	101,822	97.70
00105456	SOM-17/3485/SA1/Prot/INGO/4690	NGO/OCHA	Operationally Closed	215,645	215,645	213,245	98.89
00105548	SOM-17/3485/SA1/Prot/INGO/4554	NGO/OCHA	Operationally Closed	401,324	401,324	400,859	99.88
00105549	SOM-17/3485/SA1/Prot/INGO/5298	NGO/OCHA	Operationally Closed	205,323	205,323	203,692	99.21
00105771	SOM-17/3485/SA1/Prot/INGO/4594	NGO/OCHA	Operationally Closed	260,023	260,023	245,103	94.26
00105772	SOM-17/3485/SA1/Prot/NGO/4997	NGO/OCHA	Operationally Closed	158,099	158,099	157,236	99.45
00106056	SOM-17/3485/R/Prot/NGO/6291	NGO/OCHA	Operationally Closed	328,173	328,173	298,763	91.04
00106209	SOM-17/3485/R/Prot/NGO/6292	NGO/OCHA	Operationally Closed	379,570	379,570	374,220	98.59
00106940	SOM17/3485/R/Prot/NGO/6631	NGO/OCHA	Operationally Closed	246,587	246,587	241,237	97.83
00106941	SOM17/3485/R/Prot/NGO/6643	NGO/OCHA	Operationally Closed	326,237	326,237	321,843	98.65
00108542	SOM17/3485/SA2/Prot/INGO/7472	NGO/OCHA	Operationally Closed	407,462	407,462	(6,316)	(1.55)
00110421	SOM18/3485/SA1/Prot/NGO/8676	NGO/OCHA	Operationally Closed	208,285	208,285	198,962	95.52

00110448	SOM18/3485/SA1/Prot/NGO/8477	NGO/OCHA	Operationally Closed	310,155	310,155	305,230	98.41
00110449	SOM18/3485/SA1/Prot/NGO/8533	NGO/OCHA	Operationally Closed	310,155	310,155	305,320	98.44
00110450	SOM18/3485/SA1/Prot/INGO/8609	NGO/OCHA	Operationally Closed	210,801	210,801	(16,783)	(7.96)
00110451	SOM18/3485/SA1/Prot/NGO/8651	NGO/OCHA	Operationally Closed	285,003	285,003	(5,528)	(1.94)
00110571	SOM18/3485/SA1/Prot/NGO/8672	NGO/OCHA	Operationally Closed	208,297	208,297	(1,692)	(0.81)
00111108	SOM-18/3485/RA1/Prot/NGO/9214	NGO/OCHA	Operationally Closed	213,642	213,642	209,095	97.87
00112222	SOM18/RA3/Prot/NGO/10154	NGO/OCHA	Operationally Closed	159,483	159,483	(2,418)	(1.52)
00113569	SOM18/3485/SA2/Prot/INGO/11146	NGO/OCHA	Operationally Closed	514,161	514,161	509,346	99.06
00113986	SOM18/3485/SA2/INGO/11008	NGO/OCHA	Operationally Closed	300,802	300,802	280,526	93.26
00115827	SOM-19/3485/SA1/Prot/NGO/12396	NGO/OCHA	Operationally Closed	272,438	272,438	267,890	98.33
00116091	SOM-19/3485/SA1/Prot/NGO/12559	NGO/OCHA	Operationally Closed	258,787	258,787		0
00116322	SOM19/SA1/Prot/NGO/12404	NGO/OCHA	Operationally Closed	484,812	484,812	480,265	99.06
00116323	SOM19/SA1/Prot/NGO/12462	NGO/OCHA	Operationally Closed	412,545	412,545	404,905	98.15
00116485	SOM-19/3485/SA1/Prot/INGO/1246	NGO/OCHA	Operationally Closed	1,055,156	1,055,156	1,002,558	95.02
00117169	SOM-19/3485/RA2/Prot/NGO/13267	NGO/OCHA	Operationally Closed	259,192	259,192	254,644	98.25
00117257	SOM-19/3485/RA2/Prot/INGO/1325	NGO/OCHA	Operationally Closed	361,155	361,155	342,175	94.74
00118930	SOM-19/3485/R3/Prot/NGO/14540	NGO/OCHA	Operationally Closed	258,387	258,387	252,522	97.73
00119001	SOM-19/3485/R3/Prot/NGO/14535	NGO/OCHA	Operationally Closed	260,118	260,118	248,518	95.54
00121218	SOM-20/3485/SA1/Prot/NGO/15118	NGO/OCHA	Operationally Closed	289,781	289,781	285,234	98.43
00121468	SOM-20/3485/SA1/Pro/INGO/15135	NGO/OCHA	Operationally Closed	410,111	410,111	407,477	99.36
00121514	SOM-20/3485/SA1/Prot/NGO/15127	NGO/OCHA	Operationally Closed	302,005	302,005	297,458	98.49
00078932	CHF Som/PROTECT/2011-1/UNHCR/R	UNHCR	Financially Closed	499,900	499,900	499,900	100.00
00079864	CHF Som PROTECT/2011ER/OCHA-NG	NGO/OCHA	Financially Closed	243,064	229,612	229,612	100.00
00080438	CHF Som PROTECT/2011ER/StrengC	UNHCR	Financially Closed	127,507	127,507	127,507	100.00

00082775	CHF Som/PROTECT/2012-1/NGOs	NGO/OCHA	Financially Closed	1,881,041	1,812,565	1,812,565	100.00
00083009	CHF Som/PROTECT/2012-1/UN Agen	UNHCR	Financially Closed	147,900	147,900	147,900	100.00
00084139	CHF Som PROTECT/2012-2/OCHA-NG	NGO/OCHA	Financially Closed	1,864,635	1,801,133	1,801,133	100.00
00100086	SOM-16/2470/R/Prot/UN/2511	UNFPA	Financially Closed	99,974	99,211	99,211	100.00
00101481	SOM-16/2470/R/Prot/UN/2578	UNFPA	Financially Closed	134,422	134,422	134,422	100.00
00102033	SOM-16/3485/R/Prot/INGO/2547	NGO/OCHA	Financially Closed	108,168	108,168	108,168	100.00
00102038	SOM-16/3485/R/Prot/NGO/2532	NGO/OCHA	Financially Closed	73,196	73,196	73,196	100.00
00103181	SOM-16/3485/R/Prot/INGO/2579	NGO/OCHA	Financially Closed	411,512	411,512	411,512	100.00
00103331	SOM-16/3485/R/Prot/UN/3916	UNFPA	Financially Closed	130,000	129,218	129,218	100.00
00103741	SOM-16/3485/R/Prot/INGO/3824	NGO/OCHA	Financially Closed	103,505	103,505	103,505	100.00
00103747	SOM-16/3485/R/Prot/NGO/3897	NGO/OCHA	Financially Closed	103,627	103,627	103,627	100.00
00103768	SOM-16/3485/R/Prot/INGO/3948	NGO/OCHA	Financially Closed	256,305	256,305	256,305	100.00
00104497	SOM-17/3485/SA1/Prot/INGO/4612	NGO/OCHA	Financially Closed	205,975	205,975	205,975	100.00
00104530	SOM-17/3485/SA1/Prot/NGO/4699	NGO/OCHA	Financially Closed	164,521	164,521	164,521	100.00
00104649	SOM-17/3485/SA1/Prot/INGO/4642	NGO/OCHA	Financially Closed	679,713	679,713	679,713	100.00
00105770	SOM-17/3485/SA1/Prot/NGO/4572	NGO/OCHA	Financially Closed	208,580	208,580	208,580	100.00
00107033	SOM17/3485/R/Prot/INGO/6634	NGO/OCHA	Financially Closed	295,752	295,752	295,752	100.00
Protection: Total				31,249,836	31,048,842	27,341,463	88.06

Shelter ? NFIs							
00121111	SOM-20/3485/SA1/Shelter/NGO/15	NGO/OCHA	On Going	870,744	870,744	865,929	99.45
00121112	SOM-20/3485/SA1/Shelter/INGO/1	NGO/OCHA	On Going	890,879	890,879		0
00123381	SOM-20/3485/SA1/Shel/NGO/16900	NGO/OCHA	On Going	1,330,810	1,330,810	1,324,037	99.49
00123382	SOM-20/3485/SA1/Shel/NGO/16918	NGO/OCHA	On Going	697,322	697,322	692,705	99.34
00124581	SOM-20/3485/RA1/Shel/ING/17363	NGO/OCHA	On Going	551,475	551,475	546,660	99.13
00124591	SOM-20/3485/RA1/Shel/NGO/17324	NGO/OCHA	On Going	1,175,763	1,175,763	916,702	77.97
00124756	SOM-20/3485/RA1/Shel/ING/17384	NGO/OCHA	On Going	462,959	462,959	458,411	99.02
00087134	CHF Som SHELTER/2013-1/OCHA-NG	NGO/OCHA	Operationally Closed	1,856,146	1,856,146	1,856,146	100.00

00090181	CHF Som SHELTER/2014-1/NGOs	NGO/OCHA	Operationally Closed	1,737,466	1,737,466	1,745,681	100.47
00092305	CHF Som/SHELT/2014ER/OCHA-NGOs	NGO/OCHA	Operationally Closed	1,748,501	1,748,501	670,286	38.33
00094737	CHF Som SHELTER/2015-1/NGOs	NGO/OCHA	Operationally Closed	840,450	839,137	92,523	11.03
00095514	CHF Som SHELTER/2015-1/UN Agen	UNHCR	Operationally Closed	191,316	191,316	191,316	100.00
00096613	CHF Som SHELTER/2015-1/2-NGO	NGO/OCHA	Operationally Closed	1,035,094	1,035,094	616,316	59.54
00102035	SOM-16/3485/R/Shelt/INGO/2534	NGO/OCHA	Operationally Closed	248,488	248,488	235,329	94.70
00103182	SOM-16/3485/R/Shelt/INGO/2526	NGO/OCHA	Operationally Closed	228,130	228,130	227,141	99.57
00103743	SOM-16/3485/R/Sheltr/INGO/3880	NGO/OCHA	Operationally Closed	256,305	256,305	251,527	98.14
00104498	SOM-17/3485/SA1/Shel/INGO/4609	NGO/OCHA	Operationally Closed	230,837	230,837	224,358	97.19
00105871	SOM-17/3485/R/Shelter/NGO/6290	NGO/OCHA	Operationally Closed	309,522	309,522	303,914	98.19
00106092	SOM-17/3485/R/Shelter/6286	NGO/OCHA	Operationally Closed	337,669	337,669	332,319	98.42
00106862	SOM17/3485/R/Shelt/NGO/6627	NGO/OCHA	Operationally Closed	300,960	300,960	298,492	99.18
00106939	SOM17/3485/R/Shelt/INGO/6638	NGO/OCHA	Operationally Closed	469,561	469,561	464,211	98.86
00110422	SOM18/SA1/Shelter/INGO/8506	NGO/OCHA	Operationally Closed	361,090	361,090	356,542	98.74
00110423	SOM18/SA1/Shelter/NGO/8653	NGO/OCHA	Operationally Closed	360,866	360,866	356,319	98.74
00110424	SOM18/SA1/Shelter/NGO/8681	NGO/OCHA	Operationally Closed	513,838	513,838	(1,158)	(0.23)
00113052	SOM-18/3485/RA4/Shlt/NGO/10955	NGO/OCHA	Operationally Closed	615,902	615,902	610,386	99.10
00113053	SOM18/3485/RA4/Shlt/INGO/10956	NGO/OCHA	Operationally Closed	717,676	717,676	(31,791)	(4.43)
00113559	SOM18/3485/SA2/Shel/NGO/11010	NGO/OCHA	Operationally Closed	513,649	513,649	(528)	(0.10)
00113560	SOM18/3485/SA2/Shelter/N/11086	NGO/OCHA	Operationally Closed	513,048	512,406	507,859	99.11
00115757	SOM-19/3485/SA1/Shelter/NGO/12	NGO/OCHA	Operationally Closed	717,653	717,653	703,987	98.10
00115758	SOM-19/3485/SA1/Shelter/NGO/12	NGO/OCHA	Operationally Closed	908,044	908,044	903,229	99.47
00115759	SOM-19/3485/SA1/Shelter/INGO/1	NGO/OCHA	Operationally Closed	921,562	921,562	916,747	99.48
00116092	SOM-19/3485/SA1/Shelter/NGO/12	NGO/OCHA	Operationally Closed	514,167	514,167	506,324	98.47

00117150	SOM-19/3485/RA2/Shelter/NGO/13	NGO/OCHA	Operationally Closed	208,202	208,202	203,655	97.82
00117151	SOM-19/3485/RA2/Shelter/NGO/13	NGO/OCHA	Operationally Closed	309,209	309,209	304,662	98.53
00118931	SOM-19/3485/R3/Shelter/NGO/145	NGO/OCHA	Operationally Closed	514,232	514,232	509,417	99.06
00118932	SOM-19/3485/R3/Shelter/NGO/145	NGO/OCHA	Operationally Closed	917,336	917,336	912,521	99.48
00121110	SOM-20/3485/SA1/Shelter/NGO/15	NGO/OCHA	Operationally Closed	666,859	666,859	662,044	99.28
00077380	CHF Som SHELTER/2010ER/OCHA-NGOs	NGO/OCHA	Financially Closed	126,532	126,532	126,532	100.00
00078174	CHF Som SHELTER/2011-1/OCHA-NG	NGO/OCHA	Financially Closed	2,453,641	2,434,921	2,434,921	100.00
00078218	CHF Som SHELTER/2011-1/UNHCR I	UNHCR	Financially Closed	1,222,903	1,222,903	1,222,903	100.00
00079511	CHF Som/SHELTER/2011ER/OCHA-NGOs	NGO/OCHA	Financially Closed	4,957,876	4,735,617	4,735,617	100.00
00079857	CHF Som SHELTER/2011ER/UNHCR Eme	UNHCR	Financially Closed	999,551	999,551	999,551	100.00
00080220	CHF Som SHELTER/2011ER/UNHCR Str	UNHCR	Financially Closed	110,159	110,159	110,159	100.00
00082284	CHF Som/SHELTER/2012ER/OCHA-NGOs	NGO/OCHA	Financially Closed	511,697	508,997	508,997	100.00
00082782	CHF Som SHELTER/2012-1/OCHA-NG	NGO/OCHA	Financially Closed	3,731,275	3,725,275	3,725,275	100.00
00082821	CHF Som/SHELTER/2012-1/UN Agency	FAO	Financially Closed	3,204,658	3,165,552	3,165,552	100.00
00082821	CHF Som/SHELTER/2012-1/UN Agency	UNHABITAT	Financially Closed	405,672	405,672	405,672	100.00
00082821	CHF Som/SHELTER/2012-1/UN Agency	UNHCR	Financially Closed	2,795,350	2,795,350	2,795,350	100.00
00084138	CHF Som SHELTER/2012-2/OCHA-NG	NGO/OCHA	Financially Closed	2,914,157	2,914,157	2,914,157	100.00
00084630	CHF Som SHELTER/2012-2/UN Agen	UNHABITAT	Financially Closed	448,552	448,552	448,552	100.00
00087569	CHF Som SHELTER/2013-1/UN Agen	UNHCR	Financially Closed	410,000	410,000	410,000	100.00
00092309	CHF Som/SHELTER/2014ER/UN Agenci	UNHCR	Financially Closed	317,000	317,000	317,000	100.00
00100170	SOM-16/2470/R/Shelter/UN/2516	UNHCR	Financially Closed	500,118	500,118	500,118	100.00
00101216	SOM-16/2470/R/Shelter/UN/2521	UNHCR	Financially Closed	400,373	400,373	400,373	100.00
00101767	SOM-16/2470/R/Shelter/NGO/2552	NGO/OCHA	Financially Closed	229,664	229,664	229,664	100.00
00102034	SOM-16/3485/R/Shelter/NGO/2529	NGO/OCHA	Financially Closed	203,408	203,408	203,408	100.00

00103285	SOM-16/3485/R/Shelter/NGO/3898	NGO/OCHA	Financially Closed	256,402	256,402	256,402	100.00
00103286	SOM-16/3485/R/Shelter/UN/3903	IOM	Financially Closed	250,039	250,039	250,039	100.00
00103769	SOM-16/3485/R/Sheltr/INGO/3930	NGO/OCHA	Financially Closed	256,305	256,305	256,305	100.00
00104461	SOM-17/3485/SA1/Shelt/NGO/4580	NGO/OCHA	Financially Closed	230,476	230,476	230,476	100.00
00106863	SOM17/3485/R/Shelt/NGO/6629	NGO/OCHA	Financially Closed	311,055	311,055	311,055	100.00
00110659	SOM17/3485/SA2/Shelt/INGO/7587	NGO/OCHA	Financially Closed	254,636	254,636	254,636	100.00
Shelter ? NFIs: Total				52,545,228	52,254,488	46,946,931	89.84

Water and Sanitation							
00118933	SOM-19/3485/R3/WASH/INGO/14546	NGO/OCHA	On Going	514,198	514,198	509,383	99.06
00121330	SOM-20/3485/ SA1/WASH/INGO/153	NGO/OCHA	On Going	490,974	490,974	488,340	99.46
00121331	SOM-20/3485/ SA1/WASH/INGO/154	NGO/OCHA	On Going	717,658	717,658	713,041	99.36
00121332	SOM-20/3485/ SA1/WASH/INGO/154	NGO/OCHA	On Going	866,181	866,181	861,564	99.47
00121469	SOM-20/3485/SA1/WAS/INGO/15280	NGO/OCHA	On Going	565,095	565,095	560,280	99.15
00121515	SOM-20/3485/SA1/WASH/ING/15185	NGO/OCHA	On Going	615,313	615,313	610,696	99.25
00121516	SOM-20/3485/SA1/WASH/NGO/15251	NGO/OCHA	On Going	512,111	512,111	507,563	99.11
00122930	SOM-20/3485/RA1/WASH/NGO/16546	NGO/OCHA	On Going	138,144	138,144	133,593	96.71
00124582	SOM-20/3485/RA1/WASH/NGO/17320	NGO/OCHA	On Going	504,198	504,198	499,383	99.05
00124592	SOM-20/3485/RA1/WASH/NGO/17301	NGO/OCHA	On Going	513,991	513,991	509,176	99.06
00124593	SOM-20/3485/RA1/WASH/NGO/17327	NGO/OCHA	On Going	514,162	514,162	509,347	99.06
00124594	SOM-20/3485/RA1/WASH/NGO/17352	NGO/OCHA	On Going	499,899	499,899	495,352	99.09
00125191	SOM-20/3485/RA1/WASH/ING/17408	NGO/OCHA	On Going	446,355	446,355	441,807	98.98
00081637	CHF Som WASH/2012ER/OCHA-NGOs	NGO/OCHA	Operationally Closed	1,480,656	1,419,458	1,372,400	96.68
00087135	CHF Som WASH/2013-1/OCHA-NGOs	NGO/OCHA	Operationally Closed	3,571,555	3,571,555	3,571,555	100.00
00088388	CHF Som WASH/2013ER/OCHA-NGOs	NGO/OCHA	Operationally Closed	665,220	665,220	654,967	98.46
00090176	CHF Som WASH/2014-1/NGOs	NGO/OCHA	Operationally Closed	2,566,922	2,566,922	1,450,668	56.51
00090197	CHF Som WASH/2014ER/NGOs	NGO/OCHA	Operationally Closed	4,978,259	4,978,259	2,270,843	45.62
00094449	SOM15/3485/ER/WASH/INGO/4364	NGO/OCHA	Operationally Closed	311,500	311,500	310,042	99.53
00094738	CHF Som WASH/2015-1/NGOs	NGO/OCHA	Operationally Closed	2,186,850	1,921,973	492,262	25.61
00096614	CHF Som WASH/2015-1/2-NGO	NGO/OCHA	Operationally Closed	722,723	722,723	430,514	59.57
00099120	SOM-16/2470/R/WASH/INGO/2481	NGO/OCHA	Operationally Closed	208,499	208,499	191,062	91.64

00099121	SOM-16/2470/R/WASH/INGO/2479	NGO/OCHA	Operationally Closed	208,500	208,500	207,239	99.40
00099775	SOM-16/2470/R/WASH/INGO/2488	NGO/OCHA	Operationally Closed	255,191	255,191	164,368	64.41
00100035	SOM15/3485/SA1/WASH/NGO/2449	NGO/OCHA	Operationally Closed	672,500	672,500	670,628	99.72
00100047	SOM-15/3485/SA1/WASH/INGO/2445	NGO/OCHA	Operationally Closed	259,235	259,235	257,877	99.48
00100181	SOM-16/2470/R/WASH/INGO/2489	NGO/OCHA	Operationally Closed	297,584	297,584	267,638	89.94
00100182	SOM-16/2470/R/WASH/INGO/2491	NGO/OCHA	Operationally Closed	252,924	252,924	251,688	99.51
00100183	SOM-16/2470/R/WASH/INGO/2494	NGO/OCHA	Operationally Closed	254,905	254,905	254,331	99.77
00100934	SOM-16/2470/R/WASH/INGO/2520	NGO/OCHA	Operationally Closed	256,528	256,528	253,787	98.93
00102037	SOM-16/3485/R/WASH/INGO/2570	NGO/OCHA	Operationally Closed	204,475	204,475	189,181	92.52
00103468	SOM-16/3485/R/WASH/INGO/4155	NGO/OCHA	Operationally Closed	406,279	406,279	404,123	99.47
00103565	SOM-16/3485/R/WASH/INGO/3713	NGO/OCHA	Operationally Closed	360,576	360,576	345,079	95.70
00104176	SOM-16/3485/R/WASH/INGO/4456	NGO/OCHA	Operationally Closed	121,859	121,859	121,758	99.92
00104375	SOM-17/3485/SA1/WASH/INGO/4543	NGO/OCHA	Operationally Closed	359,384	359,384	344,530	95.87
00104393	SOM-17/3485/SA1/WASH/INGO/4691	NGO/OCHA	Operationally Closed	256,296	256,296	247,798	96.68
00104578	SOM-17/3485/SA1/WASH/INGO/4586	NGO/OCHA	Operationally Closed	307,239	307,239	243,928	79.39
00104651	SOM-17/3485/SA1/WASH/INGO/4646	NGO/OCHA	Operationally Closed	255,962	255,962	252,246	98.55
00104655	SOM-17/3485/SA1/WASH/INGO/4682	NGO/OCHA	Operationally Closed	310,230	310,230	299,114	96.42
00104680	SOM-17/3485/SA1/WASH/INGO/4677	NGO/OCHA	Operationally Closed	306,325	306,325	305,280	99.66
00104729	SOM-17/3485/SA1/WASH/INGO/4548	NGO/OCHA	Operationally Closed	234,272	234,272	234,036	99.90
00104730	SOM-17/3485/SA1/WASH/INGO/4555	NGO/OCHA	Operationally Closed	341,024	341,024	338,039	99.12
00107060	SOM17/3485/R/WASH/NGO/6747	NGO/OCHA	Operationally Closed	335,165	335,165	333,080	99.38
00108328	SOM17/3485/ SA2/WASH/INGO/7512	NGO/OCHA	Operationally Closed	310,957	310,957	304,592	97.95
00110426	SOM18/SA1/WASH/NGO/8711	NGO/OCHA	Operationally Closed	564,903	564,903	555,910	98.41
00110452	SOM18/3485/SA1/WASH/NGO/8675	NGO/OCHA	Operationally Closed	259,320	259,320	(350)	(0.13)

00110453	SOM18/3485/SA1/WASH/INGO/8692	NGO/OCHA	Operationally Closed	739,470	739,470	(5,897)	(0.80)
00110455	SOM18/SA1/WASH/INGO/8766	NGO/OCHA	Operationally Closed	496,914	496,914	492,099	99.03
00112227	SOM18/RA/WASH/INGO/10143	NGO/OCHA	Operationally Closed	620,359	620,359	611,215	98.53
00112231	SOM18/RA/WASH/INGO/10126	NGO/OCHA	Operationally Closed	620,359	620,359	602,551	97.13
00113561	SOM18/3485/SA2/WASH/NGO/11032	NGO/OCHA	Operationally Closed	310,155	310,155	305,608	98.53
00113562	SOM18/3485/SA2/WASH/NGO/11034	NGO/OCHA	Operationally Closed	411,937	411,937	407,390	98.90
00113563	SOM18/3485/SA2/WASH/INGO/11130	NGO/OCHA	Operationally Closed	513,773	513,773	477,074	92.86
00113564	SOM18/3485/SA2/WASH/INGO/11210	NGO/OCHA	Operationally Closed	514,162	514,162	397,252	77.26
00113975	SOM18/3485/SA2/WASH/NGO/11173	NGO/OCHA	Operationally Closed	403,618	403,618	397,000	98.36
00115721	SOM-19/3485/RA1/WASH/UN/12984	UNICEF	Operationally Closed	1,000,286	1,000,286	999,231	99.89
00115760	SOM-19/3485/SA1/WASH/NGO/12554	NGO/OCHA	Operationally Closed	586,140	586,140	564,559	96.32
00115834	SOM-19/3485/SA1/WASH/INGO/1239	NGO/OCHA	Operationally Closed	1,023,881	1,023,881	943,184	92.12
00115835	SOM-19/3485/SA1/WASH/INGO/1241	NGO/OCHA	Operationally Closed	1,125,754	1,125,754	1,090,220	96.84
00115836	SOM-19/3485/SA1/WASH/INGO/1247	NGO/OCHA	Operationally Closed	1,023,507	1,023,507	1,018,630	99.52
00115837	SOM-19/3485/SA1/WASH/NGO/12557	NGO/OCHA	Operationally Closed	514,162	514,162	509,347	99.06
00115851	SOM-19/3485/SA1/WASH/NGO/12405	NGO/OCHA	Operationally Closed	412,024	412,024	405,180	98.34
00115853	SOM-19/3485/SA1/WASH/INGO/1241	NGO/OCHA	Operationally Closed	1,023,528	1,023,528	1,018,692	99.53
00115857	SOM-19/3485/SA1/WASH/NGO/12428	NGO/OCHA	Operationally Closed	412,025	412,025	407,478	98.90
00117140	SOM-19/3485/RA2/WASH/INGO/1325	NGO/OCHA	Operationally Closed	819,769	819,769	677,776	82.68
00117152	SOM-19/3485/RA2/WASH/NGO/13277	NGO/OCHA	Operationally Closed	411,421	411,421	406,874	98.89
00119003	SOM-19/3485/R3/WASH/NGO/14509	NGO/OCHA	Operationally Closed	514,161	514,161	509,165	99.03
00119004	SOM-19/3485/R3/WASH/INGO/14510	NGO/OCHA	Operationally Closed	491,877	491,877	444,837	90.44
00119005	SOM-19/3485/R3/WASH/NGO/14524	NGO/OCHA	Operationally Closed	412,024	412,024	407,477	98.90
00119006	SOM-19/3485/R3/WASH/INGO/14532	NGO/OCHA	Operationally Closed	514,161	514,161	480,710	93.49

00119007	SOM-19/3485/R3/WASH/NGO/14543	NGO/OCHA	Operationally Closed	514,161	514,161	509,346	99.06
00119008	SOM-19/3485/R3/WASH/NGO/14566	NGO/OCHA	Operationally Closed	510,952	510,952	499,926	97.84
00119009	SOM-19/3485/R3/WASH/INGO/14571	NGO/OCHA	Operationally Closed	513,962	513,962	505,793	98.41
00121219	SOM-20/3485/SA1/WASH/NGO/15332	NGO/OCHA	Operationally Closed	412,026	412,026	407,479	98.90
00075914	CHF Somalia WASH/OCHA-NGOs	NGO/OCHA	Financially Closed	3,194,196	3,030,516	3,030,516	100.00
00076525	CHF Somalia WASH/UNICEF IDPs a	UNICEF	Financially Closed	3,269,999	3,269,999	3,269,999	100.00
00077405	CHF Som WASH/2010ER/OCHA-NGOs	NGO/OCHA	Financially Closed	1,602,273	1,598,204	1,598,204	100.00
00077732	CHF Som WASH/2011ER/OCHA-NGOs	NGO/OCHA	Financially Closed	6,882,578	6,349,404	6,349,404	100.00
00078154	CHF Som WASH/2011-1/OCHA-NGOs	NGO/OCHA	Financially Closed	7,657,854	7,412,270	7,412,270	100.00
00078176	CHF Som WASH/2011-1/UNICEF EmW	UNICEF	Financially Closed	3,222,949	3,103,966	3,103,966	100.00
00082783	CHF Som WASH/2012-1/OCHA-NGOs	NGO/OCHA	Financially Closed	8,143,657	7,959,044	7,959,044	100.00
00083118	CHF Som WASH/2012-1/UN Agencie	UNICEF	Financially Closed	1,049,370	1,049,370	1,049,370	100.00
00084135	CHF Som WASH/2012-2/OCHA-NGOs	NGO/OCHA	Financially Closed	4,597,452	4,597,452	4,597,452	100.00
00084555	CHF Som WASH/2012-2/UN Agen	FAO	Financially Closed	600,000	596,609	596,609	100.00
00084555	CHF Som WASH/2012-2/UN Agen	UNICEF	Financially Closed	1,180,391	1,180,391	1,180,391	100.00
00087417	CHF Som WASH/2013-1/UN Agencie	IOM	Financially Closed	245,000	245,000	245,000	100.00
00087417	CHF Som WASH/2013-1/UN Agencie	UNICEF	Financially Closed	232,500	232,500	232,500	100.00
00090186	CHF Som WASH/2014-1/UN Agencie	FAO	Financially Closed	100,000	98,477	98,477	100.00
00090186	CHF Som WASH/2014-1/UN Agencie	IOM	Financially Closed	763,340	763,340	763,340	100.00
00090186	CHF Som WASH/2014-1/UN Agencie	UNICEF	Financially Closed	480,189	477,460	477,460	100.00
00092308	CHF Som WASH/2014ER/UN Agen	IOM	Financially Closed	300,000	300,000	300,000	100.00
00092308	CHF Som WASH/2014ER/UN Agen	UNICEF	Financially Closed	401,194	400,543	400,543	100.00
00094686	CHF Som WASH/2015-1/UN Agencie	FAO	Financially Closed	200,000	189,115	189,115	100.00
00094686	CHF Som WASH/2015-1/UN Agencie	IOM	Financially Closed	999,971	999,971	999,971	100.00

00094686	CHF Som WASH/2015-1/UN Agencie	UNICEF	Financially Closed	649,979	649,979	649,979	100.00
00098946	SOM-16/2470/R/WASH/UN/2482	IOM	Financially Closed	200,000	200,000	200,000	100.00
00101480	SOM-16/2470/R/WASH/UN/2548	IOM	Financially Closed	300,033	300,033	300,033	100.00
00102036	SOM-16/3485/R/WASH/NGO/2554	NGO/OCHA	Financially Closed	205,584	205,584	205,584	100.00
00103183	SOM-16/3485/R/WASH/INGO/ 2557	NGO/OCHA	Financially Closed	300,002	300,002	300,002	100.00
00103467	SOM-16/3485/R/WASH/NGO/3789	NGO/OCHA	Financially Closed	256,147	256,147	256,147	100.00
00103748	SOM-16/3485/R/WASH/NGO/ 3783	NGO/OCHA	Financially Closed	256,491	256,491	256,491	100.00
00104429	SOM-17/3485/SA1/WASH/NGO/4541	NGO/OCHA	Financially Closed	255,222	255,222	255,222	100.00
00104462	SOM-17/3485/SA1/WASH/NGO/4571	NGO/OCHA	Financially Closed	276,804	276,804	276,804	100.00
00104499	SOM-17/3485/SA1/WASH/NGO/4593	NGO/OCHA	Financially Closed	309,712	309,712	309,712	100.00
00104545	SOM-17/3485/SA1/WASH/INGO/4529	NGO/OCHA	Financially Closed	300,626	300,626	300,626	100.00
00104577	SOM-17/3485/SA1/WASH/INGO/4574	NGO/OCHA	Financially Closed	513,380	513,380	513,380	100.00
00104650	SOM-17/3485/SA1/WASH/NGO/4560	NGO/OCHA	Financially Closed	459,318	459,318	459,318	100.00
00104652	SOM-17/3485/SA1/WASH/NGO/4653	NGO/OCHA	Financially Closed	255,118	255,118	255,118	100.00
00104656	SOM-17/3485/SA1/WASH/INGO/4704	NGO/OCHA	Financially Closed	431,290	431,290	431,290	100.00
00104806	SOM-17/3485/SA1/WASH/NGO/4662	NGO/OCHA	Financially Closed	254,897	254,897	254,897	100.00
00108330	SOM17/3485/SA2/WASH/INGO/7407	NGO/OCHA	Financially Closed	306,568	306,568	306,568	100.00
Water and Sanitation: Total				98,502,747	96,907,389	89,304,734	92.15

Grand Total	555,791,434	548,272,660	495,105,729	90.30
--------------------	--------------------	--------------------	--------------------	--------------

5.4 EXPENDITURE REPORTED BY CATEGORY

Project expenditures are incurred and monitored by each Participating Organization and are reported as per the agreed categories for inter-agency harmonized reporting. In 2006 the UN Development Group (UNDG) established six categories against which UN entities must report inter-agency project expenditures. Effective 1 January 2012, the UN Chief Executive Board (CEB) modified these categories as a result of IPSAS adoption to comprise eight categories. See table below.

2012 CEB Expense Categories

1. Staff and personnel costs
2. Supplies, commodities and materials
3. Equipment, vehicles, furniture and depreciation
4. Contractual services
5. Travel
6. Transfers and grants
7. General operating expenses
8. Indirect costs

2006 UNDG Expense Categories

1. Supplies, commodities, equipment & transport
2. Personnel
3. Training counterparts
4. Contracts
5. Other direct costs
6. Indirect costs

Table 5.4. Expenditure by UNDG Budget Category, as of 31 December 2020 (in US Dollars)

Category	Expenditure			Percentage of Total Programme Cost
	Prior Years as of 31-Dec-2019	Current Year Jan-Dec-2020	Total	
Supplies, Commodities, Equipment and Transport	13,054,474	-	13,054,474	2.75
Personnel	4,178,697	-	4,178,697	0.88
Training of Counterparts	152,121	-	152,121	0.03
Contracts	4,989,527	-	4,989,527	1.05
Other direct costs	74,293,079	-	74,293,079	15.64
Staff & Personnel Cost	30,051,656	275,504	30,327,160	6.38
Supplies, commodities and materials	55,152,902	220,527	55,373,429	11.66
Equipment, vehicles, furniture and depreciation	1,031,773	1,153,081	2,184,854	0.46
Contractual Services	22,037,745	1,645,974	23,683,718	4.99
Travel	10,550,904	772	10,551,676	2.22
Transfers and Grants	107,851,026	29,438,460	137,289,486	28.90
General Operating	118,881,267	61,558	118,942,826	25.04
Programme Costs Total	442,225,172	32,795,875	475,021,047	100.00
¹ Indirect Support Costs Total	19,295,868	788,815	20,084,683	4.23
Total	461,521,040	33,584,690	495,105,729	

¹ **Indirect Support Costs** charged by Participating Organization, based on their financial regulations, can be deducted upfront or at a later stage during implementation. The percentage may therefore appear to exceed the 7% agreed-upon for on-going projects. Once projects are financially closed, this number is not to exceed 7%.

6. COST RECOVERY

Cost recovery policies for the Fund are guided by the applicable provisions of the Terms of Reference, the MOU concluded between the Administrative Agent and Participating Organizations, and the SAAs concluded between the Administrative Agent and Contributors, based on rates approved by UNDG.

The policies in place, as of 31 December 2020, were as follows:

- The Administrative Agent (AA) fee:** 1% is charged at the time of contributor deposit and covers services provided on that contribution for the entire duration of the Fund. In the reporting period US\$ **475,001** was deducted in AA-fees. Cumulatively, as of 31 December 2020, US\$ **5,788,647** has been charged in AA-fees.
- Indirect Costs of Participating Organizations:** Participating Organizations may charge 7% indirect costs. In the current reporting period US\$ **788,815** was deducted in indirect costs by Participating Organizations. Cumulatively, indirect costs amount to US\$ **20,084,683** as of 31 December 2020.

7. ACCOUNTABILITY AND TRANSPARENCY

In order to effectively provide fund administration services and facilitate monitoring and reporting to the UN system and its partners, the MPTF Office has developed a public website, the MPTF Office Gateway (<http://mptf.undp.org>). Refreshed in real time every two hours from an internal enterprise resource planning system, the MPTF Office Gateway has become a standard setter for providing transparent and accountable trust fund administration services.

The Gateway provides financial information including: contributor commitments and deposits, approved programme budgets, transfers to and expenditures reported by Participating Organizations, interest income and other expenses. In addition, the Gateway provides an overview of the MPTF Office portfolio and extensive information on individual Funds, including their purpose, governance structure and key documents. By providing easy access to the growing number of narrative and financial reports, as well as related project documents, the Gateway collects and preserves important institutional knowledge and facilitates knowledge sharing and management among UN Organizations and their development partners, thereby contributing to UN coherence and development effectiveness.

8. DIRECT COSTS

The Fund governance mechanism may approve an allocation to a Participating Organization to cover costs associated with Secretariat services and overall coordination, as well as Fund level reviews and evaluations. These allocations are referred to as 'direct costs'. The transfer for direct costs for the reporting period was US\$ **2,043,643**. Cumulatively, as of 31 December 2020, US\$ **12,596,283** has been charged as Direct Costs.

Table 8.: Direct Costs

Participating Organization	Net Funded Amount	Expenditure	Delivery Rate
OCHA	12,596,283	11,221,895	89%
Total:	12,596,283	11,221,895	89%