



**Consolidated Annual Financial
Report of the Administrative Agent
for
the Democratic Republic of the Congo
Humanitarian Fund**

for the period 1 January to 31 December 2020

Multi-Partner Trust Fund Office
United Nations Development Programme
GATEWAY: <http://mptf.undp.org>

15 May 2021

PARTICIPATING ORGANIZATIONS



Food and
Agriculture
Organization



International
Organization
for
Migration



United Nations
Office for the
Coordination of
Humanitarian
Affairs



United Nations
Development
Programme



Joint United
Nations
Programme



United Nations
Population Fund



UN Centre for
Human
Settlement



United Nations
High
Commissioner
for Refugees



United Nations
Children's Fund



United Nations
Mine Action
Service

CONTRIBUTORS



Spain



Australia



Belgium



Canada



Denmark



United Kingdom



Germany



Ireland



Luxembourg



Netherlands



Norway



Republic of Korea



Sweden



United Nations Foundation
Partnership Office



United Nations
Office for Project
Services



UNWOMEN



World Food
Programme



World Health
Organization

DEFINITIONS

Approved Project/Programme

A project/programme including budget, etc., that is approved by the Humanitarian Coordinator for fund allocation purposes.

Contributor Commitment

Amount(s) committed by a donor to a Fund in a signed Standard Administrative Arrangement with the UNDP Multi-Partner Trust Fund Office (MPTF Office), in its capacity as the Administrative Agent. A commitment may be paid or pending payment.

Contributor Deposit

Cash deposit received by the MPTF Office for the Fund from a contributor in accordance with a signed Standard Administrative Arrangement.

Delivery Rate

The percentage of funds that have been utilized, calculated by comparing expenditures reported by a Participating Organization against the 'net funded amount'.

Indirect Support Costs

A general cost that cannot be directly related to any particular programme or activity of the Participating Organizations. UNDG policy establishes a fixed indirect cost rate of 7% of programmable costs.

Managing Agent

The Participating UN Organization (e.g., UNDP or OCHA) that has signed the MOU and performs an oversight function vis-à-vis NGOs receiving funding. The Managing Agent has the same obligations as any other PUNO signing the MOU, including for reporting.

Net Funded Amount

Amount transferred to a Participating Organization less any refunds transferred back to the MPTF Office by a Participating Organization.

Participating Organization

A UN Organization or other inter-governmental Organization that is an implementing partner in a Fund, as represented by signing a Memorandum of Understanding (MOU) with the MPTF Office for a particular Fund.

Project Expenditure

The sum of expenses and/or expenditure reported by all Participating Organizations for a Fund irrespective of which basis of accounting each Participating Organization follows for donor reporting.

Project Financial Closure

A project or programme is considered financially closed when all financial obligations of an operationally completed project or programme have been settled, and no further financial charges may be incurred.

Project Operational Closure

A project or programme is considered operationally closed when all programmatic activities for which Participating Organization(s) received funding have been completed.

Project Start Date

Date of transfer of first instalment from the MPTF Office to the Participating Organization.

Total Approved Budget

This represents the cumulative amount of allocations approved by the Humanitarian Coordinator.

US Dollar Amount

The financial data in the report is recorded in US Dollars and due to rounding off of numbers, the totals may not add up.

TABLE OF CONTENTS

Introduction	6
1. Sources and Uses of Funds	7
2. Partner Contributions	8
3. Interest Earned	10
4. Transfer of Funds	11
5. Expenditure and Financial Delivery Rates	14
6. Cost Recovery	31
7. Accountability and Transparency	31
8. Direct Cost	31

INTRODUCTION

This Consolidated Annual Financial Report of the **Democratic Republic of the Congo Humanitarian Fund** is prepared by the United Nations Development Programme (UNDP) Multi-Partner Trust Fund Office (MPTF Office) in fulfillment of its obligations as Administrative Agent, as per the terms of Reference (TOR), the Memorandum of Understanding (MOU) signed between the UNDP MPTF Office and the Participating Organizations, and the Standard Administrative Arrangement (SAA) signed with contributors.

The MPTF Office, as Administrative Agent, is responsible for concluding an MOU with Participating Organizations and SAAs with contributors. It receives, administers and

manages contributions, and disburses these funds to the Participating Organizations. The Administrative Agent prepares and submits annual consolidated financial reports, as well as regular financial statements, for transmission to contributors.

This consolidated financial report covers the period 1 January to 31 December **2020** and provides financial data on progress made in the implementation of projects of the **Democratic Republic of the Congo Humanitarian Fund**. It is posted on the MPTF Office GATEWAY

<http://mptf.undp.org/factsheet/fund/HCG10>.

The financial data in the report is recorded in US Dollars and due to rounding off of numbers, the totals may not add up.

2020 FINANCIAL PERFORMANCE

This chapter presents financial data and analysis of the **Democratic Republic of the Congo Humanitarian Fund** using the pass-through funding modality as of 31 December **2020**. Financial information for this Fund is also available on the MPTF Office GATEWAY, at the following address: <http://mptf.undp.org/factsheet/fund/HCG10>.

1. SOURCES AND USES OF FUNDS

As of 31 December **2020**, **17** contributors deposited US\$ **1,259,627,098** in contributions and US\$ **11,630,104** was earned in interest.

The cumulative source of funds was US\$ **1,271,257,202**.

Of this amount, US\$ **1,229,215,665** has been net funded to **16** Participating Organizations, of which US\$ **1,144,541,679** has been reported as expenditure. The Administrative Agent fee has been charged at the approved rate of 1% on deposits and amounts to US\$ **12,596,271**. Table 1 provides an overview of the overall sources, uses, and balance of the **Democratic Republic of the Congo Humanitarian Fund** as of 31 December 2020.

Table 1. Financial Overview, as of 31 December 2020 (in US Dollars)

	Annual 2019	Annual 2020	Cumulative
Sources of Funds			
Contributions from donors	73,753,031	57,101,754	1,259,627,098
Fund Earned Interest and Investment Income	953,092	584,120	9,104,567
Interest Income received from Participating Organizations	2,099	-	2,525,537
Total: Sources of Funds	74,708,222	57,685,874	1,271,257,202
Use of Funds			
Transfers to Participating Organizations	82,531,325	69,610,720	1,220,791,127
Refunds received from Participating Organizations	(489,474)	(591,894)	(15,817,878)
Net Funded Amount	82,041,851	69,018,826	1,204,973,249
Administrative Agent Fees	737,530	571,018	12,596,271
Direct Costs: (Steering Committee, Secretariat...etc.)	-	6,069,789	24,242,416
Bank Charges	852	1,737	15,633
Total: Uses of Funds	82,780,233	75,661,370	1,241,827,569
Change in Fund cash balance with Administrative Agent	(8,072,011)	(17,975,496)	29,429,633
Opening Fund balance (1 January)	55,477,140	47,405,129	-
Closing Fund balance (31 December)	47,405,129	29,429,633	29,429,633
Net Funded Amount (Includes Direct Cost)	82,041,851	75,088,615	1,229,215,665
Participating Organizations' Expenditure (Includes Direct Cost)	68,739,279	62,588,246	1,144,541,679
Balance of Funds with Participating Organizations			84,673,986

2. PARTNER CONTRIBUTIONS

Table 2 provides information on cumulative contributions received from all contributors to this Fund as of 31 December 2020.

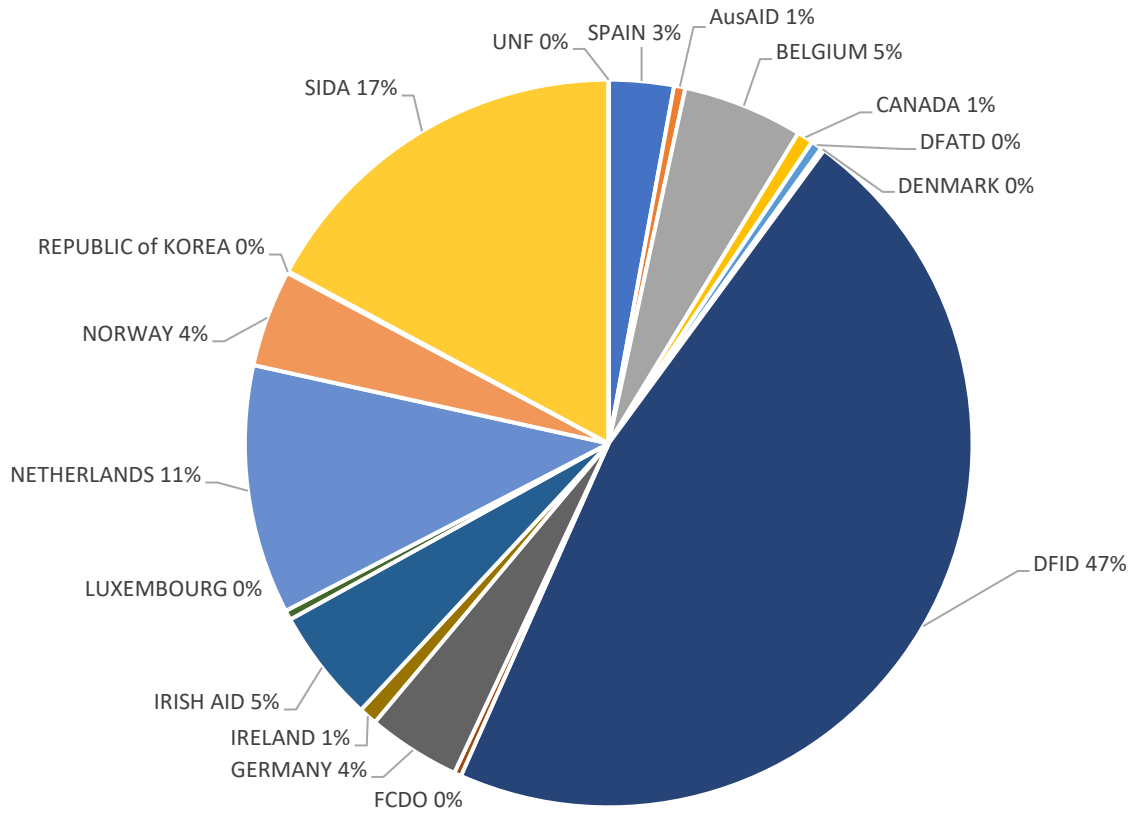
The **Democratic Republic of the Congo Humanitarian Fund** is currently being financed by 17 contributors, as listed in the table below.

The table below includes commitments made up to 31 December 2020 through signed Standard Administrative Agreements, and deposits made through 2020. It does not include commitments that were made to the fund beyond 2020.

Table 2. Contributors' Commitments and Deposits, as of 31 December 2020 (in US Dollars)

Contributors	Total Commitments	Prior Years as of 31-Dec-2019 Deposits	Current Year Jan-Dec-2020 Deposits	Total Deposits
AG. ESPANOLA DE COOPERACION INT.	36,325,886	36,325,886	-	36,325,886
Australian Agency for Int'l Development	6,317,400	6,317,400	-	6,317,400
BELGIUM, Government of	67,323,423	57,291,953	10,031,471	67,323,423
CANADA, Government of	9,019,193	4,443,450	4,575,744	9,019,193
CANADIAN INTERNATIONAL DEVELOPMENT AGENC	6,207,132	6,207,132	-	6,207,132
DENMARK, Government of	1,808,449	1,808,449	-	1,808,449
DEPARTMENT FOR INT'L DEVELOPMENT (DFID)	586,659,075	586,659,075	-	586,659,075
Foreign,Commonwealth & Dev.Off.	4,025,700	-	4,025,700	4,025,700
GERMANY, Government of	52,040,919	38,973,777	13,067,142	52,040,919
IRELAND, Government of	10,248,228	7,057,452	3,190,776	10,248,228
IRISH AID	63,521,054	63,521,054	-	63,521,054
LUXEMBOURG, Government of	5,386,213	4,971,880	414,333	5,386,213
NETHERLANDS, Government of	139,423,773	129,167,123	10,256,650	139,423,773
NORWAY, Government of	54,300,218	53,223,479	1,076,739	54,300,218
REPUBLIC of KOREA, Government of	1,000,000	500,000	500,000	1,000,000
SWEDISH INT'L DEVELOPMENT COOPERATION	215,998,734	206,056,347	9,942,387	215,998,734
UN Foundation/UN Partnership Office	21,701	887	20,814	21,701
Grand Total	1,259,627,098	1,202,525,344	57,101,754	1,259,627,098

Figure 1: Deposits by contributor, cumulative as of 31 December 2020



3. INTEREST EARNED

Interest income is earned in two ways: 1) on the balance of funds held by the Administrative Agent (Fund earned interest), and 2) on the balance of funds held by the Participating Organizations (Agency earned interest) where their Financial Regulations and Rules allow return of interest to the AA.

As of 31 December 2020, Fund earned interest amounts to US\$ **9,104,567**.

Interest received from Participating Organizations amounts to US\$ **2,525,537**, bringing the cumulative interest received to US\$ **11,630,104**.

Details are provided in the table below.

Table 3. Sources of Interest and Investment Income, as of 31 December 2020 (in US Dollars)

Interest Earned	Prior Years as of 31-Dec-2019	Current Year Jan-Dec-2020	Total
Administrative Agent			
Fund Earned Interest and Investment Income	8,520,447	584,120	9,104,567
Total: Fund Earned Interest	8,520,447	584,120	9,104,567
Participating Organization			
FAO	577,260		577,260
NGO/UNDP	1,007,861		1,007,861
UNDP	692,848		692,848
UNFPA	247,489		247,489
UNWOMEN	78		78
Total: Agency earned interest	2,525,537		2,525,537
Grand Total	11,045,984	584,120	11,630,104

4. TRANSFER OF FUNDS

With the overall aim of improving the timeliness and coherence of the humanitarian response, improving needs assessment and supporting the response as strategized in the Humanitarian Response Plan, upon decision of the Humanitarian Coordinator, transfers of funds were made to projects in **11** Clusters of the **Democratic Republic of the Congo Humanitarian Fund**, as listed in the table below.

16 Participating Organizations have signed the MOU for the **Democratic Republic of the Congo Humanitarian Fund** since its inception in.

4.1 TRANSFER BY PARTICIPATING ORGANIZATION

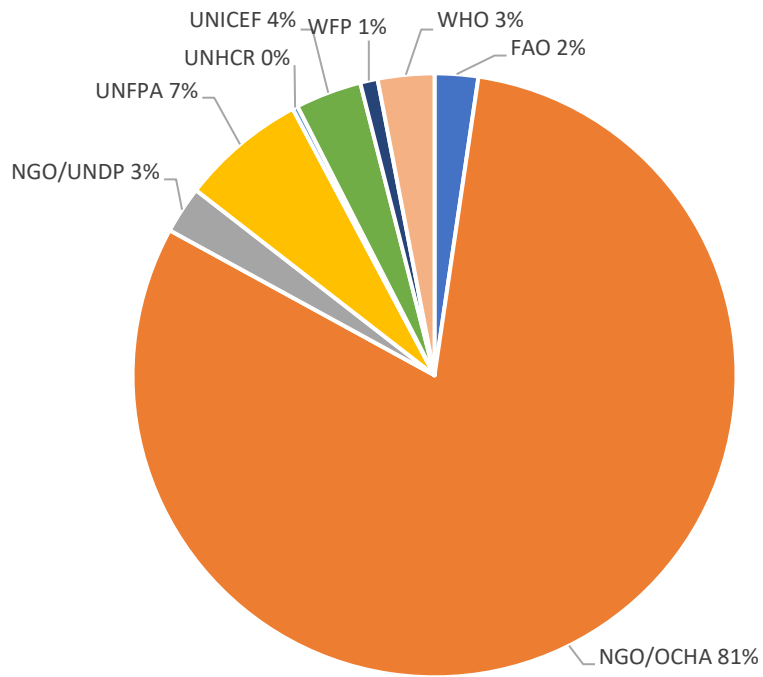
Table 4 provides additional information on the refunds received by the MPTF Office, and the net funded amount for each of the Participating Organizations.

In **2020** the Administrative Agent, based on the approval of the Humanitarian Coordinator, transferred US\$ **69,610,720** to **8** Participating Organizations, bringing the total cumulative amount transferred to US\$ **1,220,791,127** to **15** Participating Organizations (see list below).

Table 4.1. Transfer, Refund, and Net Funded Amount by Participating Organization, as of 31 December 2020 (in US Dollars)

Participating Organization	Prior Years as of 31-Dec-2019			Current Year Jan-Dec-2020			Total		
	Transfers	Refunds	Net Funded	Transfers	Refunds	Net Funded	Transfers	Refunds	Net Funded
FAO	75,970,783	(1,840,155)	74,130,628	1,620,423		1,620,423	77,591,206	(1,840,155)	75,751,050
IOM	3,696,136	(20,120)	3,676,016		(111,876)	(111,876)	3,696,136	(131,996)	3,564,140
NGO/OCHA				56,137,051		56,137,051	56,137,051		56,137,051
NGO/UNDP	667,190,811	(8,461,108)	658,729,704	1,763,395	(381,172)	1,382,223	668,954,206	(8,842,279)	660,111,926
OCHA	37,085,865	(2,335,819)	34,750,046				37,085,865	(2,335,819)	34,750,046
UNDP	8,714,531	(61,253)	8,653,278				8,714,531	(61,253)	8,653,278
UNFPA	13,101,547	(487,447)	12,614,100	4,671,735		4,671,735	17,773,282	(487,447)	17,285,834
UNHABITAT	2,414,157	(2,060)	2,412,097				2,414,157	(2,060)	2,412,097
UNHCR	24,492,461		24,492,461	200,002		200,002	24,692,463		24,692,463
UNICEF	189,670,795	(708,485)	188,962,310	2,462,325		2,462,325	192,133,120	(708,485)	191,424,635
UNMAS	400,000		400,000				400,000		400,000
UNOPS	5,173,971	(1,175)	5,172,797				5,173,971	(1,175)	5,172,797
UNWOMEN	300,000		300,000				300,000		300,000
WFP	86,845,870	(224,295)	86,621,575	650,683		650,683	87,496,553	(224,295)	87,272,258
WHO	36,123,479	(1,084,068)	35,039,411	2,105,107	(98,846)	2,006,261	38,228,586	(1,182,914)	37,045,672
Grand Total	1,151,180,407	(15,225,985)	1,135,954,423	69,610,720	(591,894)	69,018,826	1,220,791,127	(15,817,878)	1,204,973,249

Figure 2: Transfers amount by Participating Organization for the period of 1 January to 31 December 2020



4.2. TRANSFER BY SECTOR

Table 4.2 shows the total Net Funded Amount by Sector.

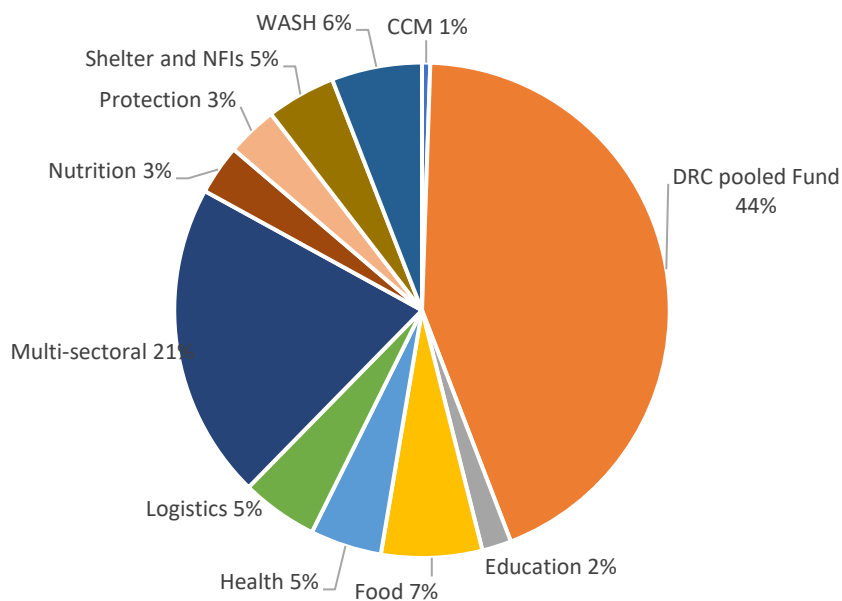
The **Democratic Republic of the Congo Humanitarian Fund** has the following **11** thematic areas as listed in the table 4.2 below.

As shown in Figure 3, in **2020**, the Clusters receiving the largest share of transfers were: DRC Pool Fund (44%), Multisectoral (21%), and Water Sanitation and Hygiene (6%).

Table 4.2 Cumulative net funded amount by Sector as of 31 December 2020 (in US Dollars)

Clusters	Cumulative Net Funded Amount
Coordination	6,483,216
DRC Pooled Fund	525,620,547
Education	23,118,317
Food Security	79,356,734
Health	56,257,954
Logistics	60,324,727
Multisectoral	248,867,941
Nutrition	39,301,759
Protection	39,911,988
Shelter and Non-Food Items	54,599,282
Water Sanitation and Hygiene	71,130,785
Total:	1,204,973,249

Figure 3: Net Funded Amounts by Sector for the Year 2020



5. EXPENDITURE AND FINANCIAL DELIVERY RATES

All final expenditures reported for the year **2020** were submitted by the Headquarters of the Participating Organizations. These were consolidated by the MPTF Office.

Project expenditures are incurred and monitored by each Participating Organization, and are reported as per the agreed upon categories for inter-agency harmonized reporting. The reported expenditures were submitted via the MPTF Office's online expenditure reporting tool. The **2020** expenditure data has been posted on the MPTF Office GATEWAY at <http://mptf.undp.org/factsheet/fund/HCG10>.

5.1 EXPENDITURE REPORTED BY PARTICIPATING ORGANIZATION

In **2020**, US\$ **69,018,826** was net funded to Participating Organizations, and US\$ **57,012,070** was reported in expenditure.

As shown in table below, the cumulative net funded amount is US\$ **1,204,973,249** and cumulative expenditures reported by the Participating Organizations amount to US\$ **1,124,240,383**. This equates to an overall Fund expenditure delivery rate of **93** percent.

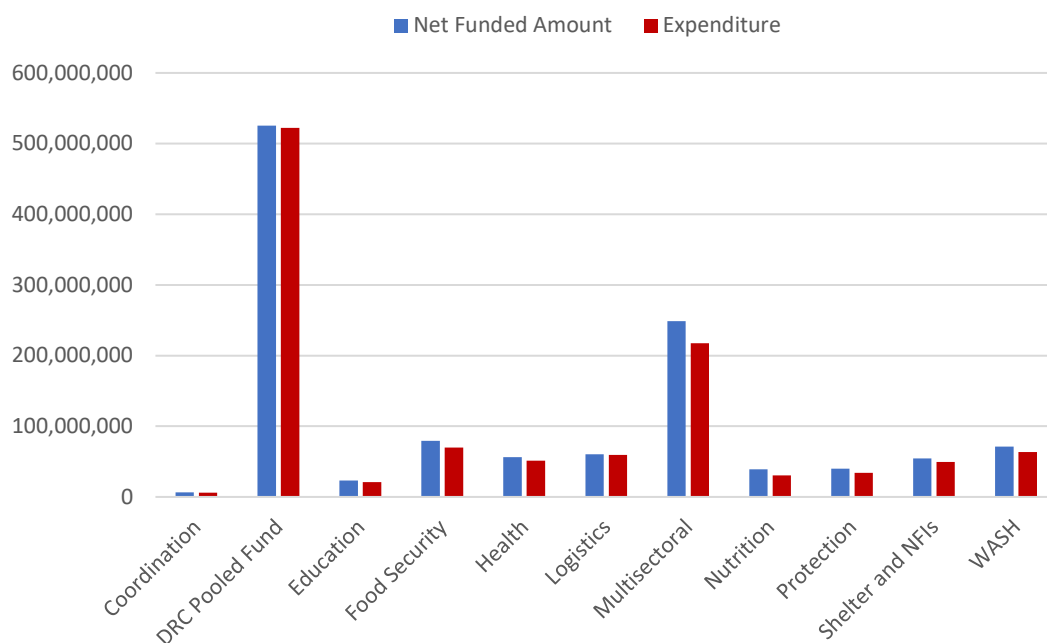
Table 5.1. Net Funded Amount, Reported Expenditure, and Financial Delivery by Participating Organization, as of 31 December 2020 (in US Dollars)

Participating Organization	Current Year Jan-Dec 2020		Total		Delivery Rate %
	Net Funded Amount	Expenditure	Net Funded Amount	Expenditure	
FAO	1,620,423		75,751,050	74,731,530	98.65
IOM	(111,876)	1,239,695	3,564,140	3,564,140	100.00
NGO/OCHA	56,137,051		56,137,051		0
NGO/UNDP	1,382,223	46,071,211	660,111,926	647,631,748	98.11
OCHA		(1,071,391)	34,750,046	35,463,370	102.05
UNAIDS					0
UNDP			8,653,278	7,270,572	84.02
UNFPA	4,671,735	1,473,989	17,285,834	13,447,198	77.79
UNHABITAT			2,412,097	2,357,181	97.72
UNHCR	200,002	199,353	24,692,463	24,691,814	100.00
UNICEF	2,462,325	1,370,318	191,424,635	189,996,269	99.25
UNMAS			400,000	400,000	100.00
UNOPS		23,903	5,172,797	5,172,796	100.00
UNWOMEN		2,500	300,000	300,000	100.00
WFP	650,683	5,520,117	87,272,258	83,485,329	95.66
WHO	2,006,261	2,182,375	37,045,672	35,728,435	96.44
Total	69,018,826	57,012,070	1,204,973,249	1,124,240,383	93.30

Table 5.2: Expenditure with breakdown by Sector (in US Dollars)

Country/Sector	Current Year Jan-Dec-2020		Total		Delivery Rate %
	Net Funded Amount	Expenditure	Net Funded Amount	Expenditure	
Coordination		123,275	6,483,216	5,891,286	90.87
Education	1,878,927	1,174,118	23,118,317	20,800,036	89.97
Food Security	12,179,272	3,207,343	79,356,734	69,914,539	88.10
Health	4,937,555	4,995,013	56,257,954	51,288,053	91.17
Logistics	829,474	8,797,978	60,324,727	59,321,485	98.34
Multisectoral	27,650,810	26,707,229	248,867,941	217,318,178	87.32
Nutrition	5,384,507	196,575	39,301,759	30,345,469	77.21
Protection	5,230,004	3,249,874	39,911,988	34,219,705	85.74
Shelter and Non-Food Items	4,284,563	1,840,766	54,599,282	49,549,480	90.75
Water Sanitation and Hygiene	6,643,714	7,764,885	71,130,785	63,432,840	89.18
Grand Total:¹	69,018,826	57,012,070	1,204,973,249	1,124,240,383	93.30

Figure 4: Cumulative Net Funded Amount and Expenditure with Breakdown by Sector



¹ The graph does not include the 'DRC Pooled Fund' sector which includes projects from the 2008 to 2010 period.

5.3 EXPENDITURE BY PROJECT

Table 5 displays the net funded amounts, expenditures reported and the financial delivery rates by Participating Organization.

Table 5.3. Expenditure by Project within Sector, as of 31 December 2020 (in US Dollars)

Sector / Project No.and Project Title		Participating Organization	Project Status	Total Approved Amount	Net Funded Amount	Total Expenditure	Delivery Rate %
Coordination							
00078034	DRC PF- Coordination- UN	UNDP	On Going	2,657,291	2,657,291	2,137,866	80.45
00085225	DRC PF COORDINATION/2013	OCHA	On Going	1,241,462	690,359	690,359	100.00
00085225	DRC PF COORDINATION/2013	UNDP	On Going	1,315,600	1,308,074	1,318,247	100.78
00090338	DRC PF-COORDINATION-UN-2014	UNDP	On Going	314,977	261,250	261,250	100.00
00096021	DRC POOLED FUND COORDINATION 2	UNHCR	On Going	350,000	350,000	350,000	100.00
00100747	DRC PF/COORDINATION/2016/UN	UNICEF	On Going	559,000	559,000	559,000	100.00
00116303	DRC19/ST1/COORD/INGO/13200	NGO/UNDP	On Going	208,419	208,419	125,741	60.33
00104763	DRC-16/COORD/UNOPS/4624	UNOPS	Financially Closed	449,997	448,823	448,823	100.00
Coordination: Total				7,096,746	6,483,216	5,891,286	90.87

DRC Pooled Fund							
00065241	CHF DRC Pooled Fd	FAO	Operationally Closed	56,292,146	54,620,860	55,221,967	101.10
00065241	CHF DRC Pooled Fd	IOM	Operationally Closed	2,246,136	2,226,016	2,226,016	100.00
00065241	CHF DRC Pooled Fd	OCHA	Operationally Closed	33,844,703	32,773,011	32,773,011	100.00
00065241	CHF DRC Pooled Fd	UNAIDS	Operationally Closed	100,000			0
00065241	CHF DRC Pooled Fd	UNDP	Operationally Closed	4,325,563	4,426,663	3,553,208	80.27
00065241	CHF DRC Pooled Fd	UNFPA	Operationally Closed	9,039,501	8,598,639	8,359,618	97.22
00065241	CHF DRC Pooled Fd	UNHCR	Operationally Closed	15,461,326	15,461,326	15,461,326	100.00
00065241	CHF DRC Pooled Fd	UNICEF	Operationally Closed	116,856,558	116,217,364	116,217,364	100.00
00065241	CHF DRC Pooled Fd	UNMAS	Operationally Closed	200,000	200,000	200,000	100.00
00065241	CHF DRC Pooled Fd	UNOPS	Operationally Closed	4,723,974	4,723,974	4,723,974	100.00
00065241	CHF DRC Pooled Fd	UNWOMEN	Operationally Closed	300,000	300,000	300,000	100.00
00065241	CHF DRC Pooled Fd	WFP	Operationally Closed	41,670,473	41,670,473	38,476,065	92.33

00065241	CHF DRC Pooled Fd	WHO	Operationally Closed	23,530,415	22,458,098	22,458,098	100.00
00072858	CHF DRC - Managing Agent/NGOs	NGO/UNDP	Operationally Closed	230,409,875	221,944,122	222,188,662	100.11
DRC Pooled Fund: Total				539,000,670	525,620,547	522,159,310	99.34

Education							
00078041	DRC PF- Education- UN	UNICEF	On Going	1,226,059	1,213,834	1,213,834	100.00
00085227	DRC PF EDUCATION/2013/UN AGENC	UNICEF	On Going	431,000	431,000	431,000	100.00
00085264	DRC PF EDUCATION/2013/UNDP-NGO	NGO/UNDP	On Going	1,376,875	1,372,052	1,372,052	100.00
00091829	DRC-PF-EDUCATION/2014/UN	UNICEF	On Going	912,929	911,091	911,091	100.00
00095922	DRC/POOLED FUND/EDUCATION/2015/	NGO/UNDP	On Going	1,180,803	1,171,593	1,171,593	100.00
00100745	DRC PF/EDU/2016/UN	UNICEF	On Going	516,000	515,733	515,733	100.00
00103547	DRC PF EDUCATION/2016/MA/NGO	NGO/UNDP	On Going	2,739,415	2,732,569	2,732,569	100.00
00105668	DRC-17/EDU/UR1/NGO/5564	NGO/UNDP	On Going	368,419	367,500	367,500	100.00
00110226	DRC-18//UR1/EDU/NGO/8778	NGO/UNDP	On Going	674,469	672,787	672,787	100.00
00110227	DRC-18//EDU/INGO/8789	NGO/UNDP	On Going	157,897	157,503	157,503	100.00
00110228	DRC-18/EDU/INGO/8804	NGO/UNDP	On Going	609,826	608,306	608,306	100.00
00110359	DRC-18/HCG10/UR1/EDU/INGO/8908	NGO/UNDP	On Going	123,260	122,952	122,952	100.00
00111282	DRC-18/HCG10/UR3/EDU/NGO/9286	NGO/UNDP	On Going	336,841	336,840	336,000	99.75
00111283	DRC-18/HCG10/UR3/EDU/INGO/9302	NGO/UNDP	On Going	228,805	228,805	228,234	99.75
00113520	DRC-18/HCG10/UR5/EDU/NGO/11072	NGO/UNDP	On Going	315,774	315,774	314,987	99.75
00116032	DRC-19/HCG10/ST1/EDU/NGO/12146	NGO/UNDP	On Going	1,473,675	1,473,675	1,407,705	95.52
00118421	DRC-19/HCG10/UR3/EDU/NGO/13864	NGO/UNDP	On Going	431,577	431,577	430,500	99.75
00119286	DRC-19/HCG10/UR3/EDU/NGO/14425	NGO/UNDP	On Going	526,313	526,313	523,624	99.49
00124373	DRC-20/HCG10/SA1/EDU/NGO/16789	NGO/OCHA	On Going	1,052,346	1,052,346		0
00124766	DRC-20/HCG10/SA1/EDU/NGO/16912	NGO/OCHA	On Going	830,484	830,484		0
00078042	DRC PF- Education- MA/NGO	NGO/UNDP	Operationally Closed	7,651,997	7,645,584	7,282,067	95.25
Education: Total				23,164,764	23,118,317	20,800,036	89.97

Food Security							
00078035	DRC PF- Food Security- UN	FAO	On Going	11,263,674	11,163,474	11,163,269	100.00
00078043	DRC - PF- Food Sec-MA/NGOs	NGO/UNDP	On Going	10,862,673	10,861,531	11,878,503	109.36
00085228	DRC PF FOOD SEC./2013/UN AGENC	FAO	On Going	2,579,054	2,529,195	2,529,195	100.00
00085228	DRC PF FOOD SEC./2013/UN AGENC	WFP	On Going	1,397,198	1,397,198	1,397,198	100.00
00091762	DRC PF FOOD SECURITY/2014/MA/N	NGO/UNDP	On Going	1,496,195	1,492,337	1,492,297	100.00
00091815	DRC-PF/FOODSECURITY/2014/UN	FAO	On Going	1,594,908	1,583,971	1,583,971	100.00
00091815	DRC-PF/FOODSECURITY/2014/UN	WFP	On Going	1,100,000	1,100,000	1,100,000	100.00
00098497	POOLED FUND-FOOD SECURITY-NGO-	NGO/UNDP	On Going	5,218,853	4,776,781	4,649,570	97.34
00098570	DRC-POOL FUND-FOOD SECURITY-UN	WFP	On Going	1,400,000	1,373,672	1,373,672	100.00
00099894	DRC PF FOOD SECURITY/2016/UN	WFP	On Going	960,000	960,000	960,000	100.00

00103384	DRC PF-FOOD SEC/2016/MA/NGO	NGO/UNDP	On Going	3,053,702	3,039,572	3,039,572	100.00
00108077	DRC-17/FSEC/UR5/NGO/7428	NGO/UNDP	On Going	415,800	414,763	414,763	100.00
00108078	DRC-17/FSEC/UR5/NGO/7431	NGO/UNDP	On Going	736,837	734,999	734,999	100.00
00108079	DRC-17/FSEC/UR5/NGO/7465	NGO/UNDP	On Going	733,601	693,759	693,759	100.00
00108080	DRC617/FSEC/UR5/NGO/7466	NGO/UNDP	On Going	736,838	735,000	735,000	100.00
00108081	DRC-17/FSEC/UR5/NGO/7486	NGO/UNDP	On Going	1,262,117	1,258,969	1,258,969	100.00
00108082	DRC-17/FSEC/UR5/NGO/7498	NGO/UNDP	On Going	842,100	827,169	827,169	100.00
00108083	DRC-17/FSEC/UR5/NGO/7500	NGO/UNDP	On Going	526,209	523,100	523,100	100.00
00108084	DRC-17/FSEC/UR5/NGO/7506	NGO/UNDP	On Going	526,313	525,000	525,000	100.00
00108085	DRC-17/FSEC.UR5/NGO/7526	NGO/UNDP	On Going	1,052,625	1,050,000	1,050,000	100.00
00108086	DRC-17/FSEC/UR5/NGO/7542	NGO/UNDP	On Going	842,100	840,000	840,000	100.00
00108087	DRC-17/FSEC/UR5/NGO/7543	NGO/UNDP	On Going	1,513,395	1,447,220	1,447,220	100.00
00108089	DRC-17/FSEC/UR5/NGO/7559	NGO/UNDP	On Going	736,838	678,415	678,415	100.00
00110245	DRC-18-INGO/8770	NGO/UNDP	On Going	663,464	661,810	661,810	100.00
00110246	DRC-18/NGO/8771	NGO/UNDP	On Going	763,677	761,772	761,772	100.00
00110247	DRC-18/8777	NGO/UNDP	On Going	760,166	742,824	742,824	100.00
00110248	DRC-18/FSEC/NGO/8779	NGO/UNDP	On Going	620,438	620,438	612,363	98.70
00110249	DRC-18 - /NGO/8780	NGO/UNDP	On Going	303,943	303,185	303,185	100.00
00110250	DRC-18/8786	NGO/UNDP	On Going	284,230	283,514	283,514	100.00
00110251	DRC-18/NGO/8792	NGO/UNDP	On Going	760,164	758,268	758,268	100.00
00110252	DRC-18/NGO/8793	NGO/UNDP	On Going	737,385	737,385	732,739	99.37
00110253	DRC-1/INGO/8819	NGO/UNDP	On Going	653,906	603,261	603,261	100.00
00110367	DRC-18/HCG10/UR1/FSEC/NGO/8871	NGO/UNDP	On Going	862,592	860,439	860,439	100.00
00111300	DRC-18/HCG10/UR3/FSEC/9280	NGO/UNDP	On Going	358,692	358,692	357,797	99.75
00111301	DRC-18/HCG10/UR3/FSEC/9312	NGO/UNDP	On Going	532,686	532,686	517,678	97.18
00112848	DRC-18/HCG10/ST1/FSEC/10463	NGO/UNDP	On Going	2,526,300	2,526,300	4,639,659	183.65
00118425	DRC-19/HCG10/UR3/FSEC/13863	NGO/UNDP	On Going	351,577	351,577	220,961	62.85
00118492	DRC-19/HCG10/UR3/FSEC/INGO/138	NGO/UNDP	On Going	556,839	556,839	555,450	99.75
00119284	DRC-19/HCG10/UR3/FSEC/14423	NGO/UNDP	On Going	789,417	789,417	787,449	99.75
00124140	DRC-20/HCG10/SA1/FSE/ING/16675	NGO/OCHA	On Going	799,120	799,120		0
00124141	DRC-20/HCG10/SA1/FSE/ING/16775	NGO/OCHA	On Going	768,098	768,098		0
00124142	DRC-20/HCG10/SA1/FSEC/NG/16818	NGO/OCHA	On Going	967,220	967,220		0
00124143	DRC-20/HCG10/SA1/FSEC/NG/16879	NGO/OCHA	On Going	1,212,294	1,212,294		0
00124144	DRC-20/HCG10/SA1/FSE/ING/16966	NGO/OCHA	On Going	1,534,806	1,534,806		0
00124382	DRC-20/HCG10/SA1/FSEC/NG/16965	NGO/OCHA	On Going	1,222,818	1,222,818		0
00124537	DRC-20/HCG10/SA1/FSEC/UN/16837	FAO	On Going	1,620,423	1,620,423		0
00124619	DRC-20/HCG10/SA1/FSEC/NG/16794	NGO/OCHA	On Going	1,532,223	1,532,223		0
00124773	DRC-20/HCG10/SA1/FSE/ING/16867	NGO/OCHA	On Going	829,757	829,757		0
00124774	DRC-20/HCG10/SA1/FSE/ING/17005	NGO/OCHA	On Going	748,275	748,275		0
00125033	DRC-20/HCG10/RA3/FSE/ING/17151	NGO/OCHA	On Going	513,963	513,963		0
00125034	DRC-20/HCG10/RA3/FSE/ING/17155	NGO/OCHA	On Going	533,476	533,476		0

00085265	DRC PF FOOD SEC./2013/UNDP-NGO	NGO/UNDP	Financially Closed	5,628,528	5,619,728	5,619,728	100.00
Food Security: Total				80,287,504	79,356,734	69,914,539	88.10

Health							
00085229	DRC PF HEALTH/2013/UN AGENCIES	UNFPA	On Going	646,417	637,635	637,635	100.00
00085229	DRC PF HEALTH/2013/UN AGENCIES	WHO	On Going	2,447,494	2,447,494	2,447,493	100.00
00091763	DRC PF HEALTH/2014/MA/NGO	NGO/UNDP	On Going	528,675	528,073	528,073	100.00
00091956	DRC-PF-HEALTH/2014/UN	WHO	On Going	991,813	986,314	986,314	100.00
00096603	DRC-POOLED-FUN-HEALTH-2015-NGO	NGO/UNDP	On Going	2,413,996	2,369,199	2,369,199	100.00
00096651	DRC-POOLED-FUND-HEALTH-2015-UN	UNFPA	On Going	350,000	344,801	344,801	100.00
00096651	DRC-POOLED-FUND-HEALTH-2015-UN	UNHCR	On Going	200,000	200,000	200,000	100.00
00096651	DRC-POOLED-FUND-HEALTH-2015-UN	UNICEF	On Going	1,544,620	1,544,620	1,544,620	100.00
00100484	DRC-PF/HEALTH/2016/MA/NGOs	NGO/UNDP	On Going	6,138,348	5,758,256	5,758,256	100.00
00100746	DRC PF/HEALTH/2016/UN	UNICEF	On Going	602,000	602,000	602,000	100.00
00108074	DRC-17/HLT/UR5/NGO/7439	NGO/UNDP	On Going	167,788	167,369	167,369	100.00
00108076	DRC-17/HLT/UR5/NGO/7482	NGO/UNDP	On Going	894,310	892,080	892,080	100.00
00110240	DRC-/HLT/INGO/8782	NGO/UNDP	On Going	187,691	187,223	187,223	100.00
00110241	DRC-18/HLT/INGO/8788	NGO/UNDP	On Going	186,775	186,309	186,309	100.00
00110242	DRC-18//HLT/INGO/8791	NGO/UNDP	On Going	243,285	242,678	242,678	100.00
00110243	DRC-18/HLT/INGO/8799	NGO/UNDP	On Going	168,897	168,897	154,545	91.50
00110244	DRC-18//HLT/INGO/8805	NGO/UNDP	On Going	431,277	429,350	429,350	100.00
00110365	DRC-18/HCG10/UR1/HLT/INGO/8887	NGO/UNDP	On Going	970,399	970,399	967,979	99.75
00110386	DRC-18/HCG10/UR1/HLT/INGO/8956	NGO/UNDP	On Going	585,065	583,606	583,606	100.00
00111295	DRC-18/HCG10/UR3/HLT/INGO/9260	NGO/UNDP	On Going	339,834	339,834	331,888	97.66
00111574	DRC-18/PU1/HLT/INGO/10116	NGO/UNDP	On Going	959,558	957,165	957,165	100.00
00111575	DRC-18/HCG10/PU1/HLT/NGO/10136	NGO/UNDP	On Going	1,203,696	1,200,694	1,200,694	100.00
00112464	DRC-18/HCG10/ST1/HLT/INGO/1014	NGO/UNDP	On Going	1,012,625	1,012,625	1,010,178	99.76
00113528	DRC-18/HCG10/UR5/HLT/11062	NGO/UNDP	On Going	437,753	437,753	383,554	87.62
00116308	DRC19//ST1/HLT/INGO/13125	NGO/UNDP	On Going	216,523	216,523	111,984	51.72
00118424	DRC-19/HCG10/UR3/HLT/14042	NGO/UNDP	On Going	663,154	663,154	648,023	97.72
00118489	DRC-19/HCG10/UR3/HLT/UN/13898	WHO	On Going	1,563,148	1,464,886	1,464,886	100.00
00118725	DRC-19/HCG10/UR3/HLT/UN/13897	UNICEF	On Going	173,832	173,832	156,817	90.21
00118949	DRC-19/HCG10/UR3/HLT/14421	NGO/UNDP	On Going	1,052,626	1,052,626	991,467	94.19
00119280	DRC-19/HCG10/UR5/HLT/UN/14442	UNICEF	On Going	162,442	162,442	161,502	99.42
00119281	DRC-19/HCG10/UR5/HLT/NGO/14437	NGO/UNDP	On Going	273,723	273,723	266,236	97.26
00119282	DRC-19/HCG10/UR5/HLT/14440	NGO/UNDP	On Going	396,771	396,771	395,781	99.75
00119283	DRC-19/HCG10/UR5/HLT/14494	NGO/UNDP	On Going	276,664	276,664	275,974	99.75
00119285	DRC-19/HCG10/UR5/HLT/UN/14441	WHO	On Going	649,295	649,295	649,295	100.00
00122010	DRC-20/HCG10/RA1/HLT/INGO/1585	NGO/OCHA	On Going	717,702	717,702		0
00122804	DRC-20/HCG10/RA1/HLT/UN/15888	WHO	On Going	509,861	509,861	473,909	92.95

00123102	DRC-20/HCG10/RA1/HLT/NGO/15860	NGO/OCHA	On Going	717,701	717,701		0
00124276	DRC-20/HCG10/SA1/HLT/UN/16973	WHO	On Going	1,343,798	1,343,798	64,118	4.77
00124617	DRC-20/HCG10/SA1/HLT/NGO/16694	NGO/OCHA	On Going	296,018	296,018		0
00124724	DRC-20/HCG10/RA3/HLT/UN/17187	UNFPA	On Going	699,996	699,996	270,671	38.67
00124770	DRC-20/HCG10/SA1/HLT/ING/17009	NGO/OCHA	On Going	666,767	666,767		0
00078038	DRC PF- Health- UN	UNFPA	Operationally Closed	1,388,267	1,364,827	1,364,827	100.00
00078038	DRC PF- Health- UN	UNICEF	Operationally Closed	881,522	876,352	876,352	100.00
00078038	DRC PF- Health- UN	WHO	Operationally Closed	6,942,487	6,934,478	6,934,478	100.00
00078044	DRC - PF- Health - MA/NGOs	NGO/UNDP	Operationally Closed	10,071,629	10,071,535	9,534,091	94.66
00085267	DRC PF HEALTH/2013/UNDP-NGOs	NGO/UNDP	Operationally Closed	3,570,567	3,534,632	3,534,632	100.00
Health: Total				56,886,805	56,257,954	51,288,053	91.17

Logistics							
00078045	DRC PF- Logistics- UN	WFP	On Going	17,629,153	17,456,100	17,456,100	100.00
00085230	DRC PF LOGISTICS/2013/UN AGENC	WFP	On Going	7,028,284	7,028,284	7,028,284	100.00
00085268	DRC PF LOGISTICS/2013/UNDP-NGO	NGO/UNDP	On Going	3,965,989	3,864,571	3,864,571	100.00
00090973	DRC PF LOGISTICS/ 2014/UN	WFP	On Going	5,604,249	5,604,249	5,604,249	100.00
00094437	DRC PF- LOGISTICS/2015/UN	WFP	On Going	3,189,902	3,189,902	3,189,902	100.00
00098500	DRC-PF-LOGISTICS-NGO-2015	NGO/UNDP	On Going	372,750	372,750	372,750	100.00
00100014	DRC PF LOGISTIC/2016/UN	WFP	On Going	3,255,456	3,255,456	3,255,456	100.00
00106031	DRC-17/LOG/PU1/UN/6293	WFP	On Going	1,318,922	1,318,922	1,318,922	100.00
00108068	DRC-17/LOG/UR5/NGO/7426	NGO/UNDP	On Going	642,101	640,499	640,499	100.00
00108069	DRC-17/LOG/UR5/NGO/7448	NGO/UNDP	On Going	374,316	373,487	373,487	100.00
00109004	DRC-17/HCG10/UR4/LOG/UN/7405	WFP	On Going	600,003	600,003	600,003	100.00
00110183	DRC - 18 / HCG 10 / UR1/ 8795	WFP	On Going	150,798	144,262	144,262	100.00
00110231	DRC-18//NGO/8798	NGO/UNDP	On Going	94,331	94,096	94,096	100.00
00110232	DRC/LOG/INGO/8810	NGO/UNDP	On Going	368,419	368,419	336,364	91.30
00110360	DRC-18/HCG10/UR1/LOG/NGO/8855	NGO/UNDP	On Going	136,774	136,433	136,433	100.00
00110361	DRC-18/HCG10/UR1/LOG/INGO/8890	NGO/UNDP	On Going	368,419	297,598	297,598	100.00
00110925	DRC-18/HCG10/UR4/LOG/UN/9274	WFP	On Going	320,475	302,096	302,096	100.00
00111284	DRC-18/HCG10/UR3/LOG/INGO/9340	NGO/UNDP	On Going	263,156	263,156	255,571	97.12
00113109	DRC-18/HCG10/PU2/LOG/NGO/10924	NGO/UNDP	On Going	189,473	189,001	189,001	100.00
00113522	DRC-18/UR5/FSEC-LOG/11109	NGO/UNDP	On Going	399,996	399,996	398,999	99.75
00114088	DRC-18/HCG10/RA11/LOG/11425	NGO/UNDP	On Going	263,156	263,156	262,500	99.75
00114089	DRC-18/HCG10/RA11/LOG/11426	NGO/UNDP	On Going	261,832	261,832	261,179	99.75
00114090	DRC-18/HCG10/RA11/LOG/11429	NGO/UNDP	On Going	526,310	526,310	513,674	97.60
00115650	DRC-19/HCG10/ST1/LOG/INGO/1183	NGO/UNDP	On Going	855,779	855,779	612,529	71.58
00115653	DRC-19/HCG10/ST1/LOG/NGO/11850	NGO/UNDP	On Going	452,629	452,629	451,500	99.75

00115655	DRC-19/HCG10/ST1/LOG/NGO/11978	NGO/UNDP	On Going	378,016	378,016	366,865	97.05
00115657	DRC-19/HCG10/ST1/LOG/INGO/1202	NGO/UNDP	On Going	937,362	937,362	935,025	99.75
00115658	DRC-19/HCG10/ST1/LOG/INGO/1203	NGO/UNDP	On Going	999,994	999,994	997,501	99.75
00115659	DRC-19/HCG10/ST1/LOG/NGO/12096	NGO/UNDP	On Going	316,268	315,479	315,479	100.00
00115660	DRC-19/HCG10/ST1/LOG/INGO/1214	NGO/UNDP	On Going	1,315,781	1,315,781	1,125,705	85.55
00117654	DRC-19/HCG10/UR3/LOG/13762	NGO/UNDP	On Going	157,893	157,893	157,860	99.98
00118422	DRC-19/HCG10/UR3/LOG/NGO/13847	NGO/UNDP	On Going	526,313	526,313	510,798	97.05
00118958	DRC-19/HCG10/ST1/LOG/13123	NGO/UNDP	On Going	199,999	199,999	32,906	16.45
00123762	DRC-20/HCG10/RA2/LOG/UN/17116	WHO	On Going	251,449	251,449	249,844	99.36
00124123	DRC-20/HCG10/RA2/LOG/UN/16786	WFP	On Going	650,683	650,683	58,162	8.94
00078046	DRC - PF -LOGISTIC-MA/NGOs	NGO/UNDP	Operationally Closed	6,685,585	6,332,772	6,611,316	104.40
Logistics: Total				61,052,013	60,324,727	59,321,485	98.34

Multisectoral							
00078048	DRC-PF:Multisector-MA/NGOs	NGO/UNDP	On Going	15,473,321	15,461,703	16,074,841	103.97
00085231	DRC PF MULTISECT/2013/UN AGENC	UNICEF	On Going	8,600,000	8,595,513	8,595,513	100.00
00090651	DRC PF - MULTISECT/2014/UN	UNFPA	On Going	331,805	322,641	322,641	100.00
00090651	DRC PF - MULTISECT/2014/UN	UNICEF	On Going	6,200,000	6,200,000	6,200,000	100.00
00090651	DRC PF - MULTISECT/2014/UN	WFP	On Going	901,889	901,889	901,889	100.00
00092386	DRC/PF/EBOLA/UN/2014	UNICEF	On Going	712,542	712,542	712,542	100.00
00094439	DRC PF- MULTISECTORIEL/2015/UN	FAO	On Going	4,241,001	4,233,127	4,233,127	100.00
00094439	DRC PF- MULTISECTORIEL/2015/UN	UNHCR	On Going	2,669,997	2,669,997	2,669,997	100.00
00094439	DRC PF- MULTISECTORIEL/2015/UN	UNICEF	On Going	6,728,423	6,728,423	6,728,338	100.00
00094439	DRC PF- MULTISECTORIEL/2015/UN	WFP	On Going	319,068	319,068	319,068	100.00
00095424	DRC PF MULTISECT 2015/MA/NGO	NGO/UNDP	On Going	22,794,546	22,794,546	22,556,527	98.96
00100634	DRC PF-MULTISECT/2016/UN	UNICEF	On Going	755,660	755,660	755,660	100.00
00103383	DRC PF-MULTISECT/2016/MA/NGO	NGO/UNDP	On Going	21,814,435	21,670,453	22,154,381	102.23
00104021	DRC-16/MULTISECT/UR01/UNDP/NGO/	NGO/UNDP	On Going	1,891,467	1,730,462	1,730,462	100.00
00105996	DRC-17/MULTISECT/NGO/6284	NGO/UNDP	On Going	1,675,145	1,670,967	1,670,967	100.00
00106329	DRC-17/MULTISECT/NGO/5849	NGO/UNDP	On Going	1,716,042	1,714,042	1,709,767	99.75
00106330	DRC-17/MULTISECT/NGO/5702	NGO/UNDP	On Going	1,934,921	1,934,921	1,930,095	99.75
00106331	DRC-17/MULTISECT/NGO/5850	NGO/UNDP	On Going	561,059	561,059	559,660	99.75
00106903	DRC-17/MULTISECT/UR2/NGO/6687	NGO/UNDP	On Going	998,867	994,533	994,533	100.00
00106943	DRC-17/MULTISECT/UR2/NGO/6653	NGO/UNDP	On Going	684,208	682,501	682,501	100.00
00110229	DRC-PROT/8769	NGO/UNDP	On Going	314,994	314,208	314,208	100.00
00110230	DRC-18//EDU-PROT/8776	NGO/UNDP	On Going	294,522	293,787	293,787	100.00
00110366	DRC-18/HCG10/UR1/HLT-NUT/8899	NGO/UNDP	On Going	465,483	464,322	464,322	100.00
00110387	DRC-18/HCG10/UR1/HLT/NGO/8808	NGO/UNDP	On Going	517,033	517,033	471,919	91.27
00111274	DRC-18/HCG10/NFI-FSEC-LOG/9253	NGO/UNDP	On Going	962,263	962,263	948,869	98.61
00111275	DRC-18/HCG10/NFI-FSEC-LOG/9306	NGO/UNDP	On Going	698,016	696,275	696,275	100.00

00111276	DRC-18/HCG10/UR3/NFI-WaSH/9370	NGO/UNDP	On Going	467,723	467,723	466,557	99.75
00111277	DRC-18/NFI-FSEC-WaSH/9227	NGO/UNDP	On Going	843,706	843,706	841,602	99.75
00111281	DRC-18/HCG10/UR3/WaSH-HLT/9357	NGO/UNDP	On Going	474,707	473,707	472,526	99.75
00111285	DRC-18/HCG10/UR3/LOG-WaSH/9294	NGO/UNDP	On Going	351,221	349,659	349,659	100.00
00111288	DRC-18/HCG10/UR3/NUT-HLT/9386	NGO/UNDP	On Going	284,209	284,209	283,499	99.75
00111289	DRC-18/UR3/NUT-HLT-PROT/9368	NGO/UNDP	On Going	1,017,888	1,017,888	1,015,350	99.75
00111290	DRC-18/HCG10/UR3/NUT-PROT/9381	NGO/UNDP	On Going	280,339	280,339	279,640	99.75
00111296	DRC-18/UR3/HLT-PROT-NUT/9403	NGO/UNDP	On Going	526,312	526,312	524,999	99.75
00111297	DRC-18/UR3/HLT-PROT-EDU/9401	NGO/UNDP	On Going	735,121	735,121	733,288	99.75
00111298	DRC-18/HCG10/UR3/HLT-NUT/9230	NGO/UNDP	On Going	165,722	165,309	165,309	100.00
00111299	DRC-18/HCG10/UR3/HLT-NUT/9354	NGO/UNDP	On Going	879,161	879,161	840,628	95.62
00111302	DRC-18/HCG10/UR3/FSEC-NFI/9232	NGO/UNDP	On Going	631,575	630,000	630,000	100.00
00111303	DRC-18/UR3/FSEC-NFI-HLT/9408	NGO/UNDP	On Going	1,256,606	1,256,606	942,760	75.02
00112460	DRC-18/HCG10/ST1/EDU-LOG/INGO/	NGO/UNDP	On Going	862,465	862,465	531,626	61.64
00112461	DRC-18/HCG10/ST1/WaSH-NFI/INGO	NGO/UNDP	On Going	1,085,029	1,085,029	1,082,323	99.75
00112463	DRC-18/HCG10/ST1/FSEC-PROT/NGO	NGO/UNDP	On Going	1,631,459	1,631,459	1,627,529	99.76
00112846	DRC-18/HCG10/ST1/WaSHNFI/10378	NGO/UNDP	On Going	1,577,692	1,577,692	1,533,584	97.20
00112847	DRC-18/HCG10/ST1/EDUPROT/10475	NGO/UNDP	On Going	2,172,808	2,172,808		0
00113016	DRC-18/PU3/PROTWaSH/10904	NGO/UNDP	On Going	482,506	482,506	476,468	98.75
00113017	DRC-18/HCG10/PU3/HLTPROT/10899	NGO/UNDP	On Going	358,069	358,069	357,176	99.75
00113110	DRC-18/HCG10/PU2/NUT-HLT/10902	NGO/UNDP	On Going	459,814	459,814	458,668	99.75
00113112	DRC-18/PU2/FSEC-NFI/10898	NGO/UNDP	On Going	1,149,289	1,149,289	1,146,423	99.75
00113318	DRC-18/HCG10/UR4/Multi/9653	NGO/UNDP	On Going	1,578,477	1,578,477	1,574,572	99.75
00113319	DRC-18/HCG10/UR4/Multi/9666	NGO/UNDP	On Going	1,184,186	1,184,186	1,147,881	96.93
00113320	DRC-18/HCG10/UR4/Multi/9686	NGO/UNDP	On Going	1,315,863	1,315,863	352,160	26.76
00113519	DRC-18/UR5/WaSH-NFI/10993	NGO/UNDP	On Going	612,565	612,565	611,037	99.75
00113521	DRC-18/UR5/EDU-PROT/10984	NGO/UNDP	On Going	602,092	602,092	600,591	99.75
00113524	DRC-18/NUT-FSEC-PROT/11078	NGO/UNDP	On Going	1,218,940	1,218,940	1,215,900	99.75
00113527	DRC-18/UR5/PROT-EDU-HLT/11126	NGO/UNDP	On Going	726,311	726,311	724,500	99.75
00113529	DRC-18/UR5/FSEC-EDU/10976	NGO/UNDP	On Going	953,678	953,678	951,300	99.75
00113530	DRC-18/UR5/FSEC-WaSH/11092	NGO/UNDP	On Going	1,103,227	1,103,227	1,100,476	99.75
00113533	DRC-18/HCG10/UR4/Multi/UN/9684	UNFPA	On Going	845,557	845,557	832,336	98.44
00113534	DRC-18/HCG10/UR4/Multi/9718	NGO/UNDP	On Going	631,576	631,576	803,736	127.26
00115323	DRC-19/HCG10/UR1/HLT-NUT/INGO/	NGO/UNDP	On Going	1,073,678	1,073,678	1,071,000	99.75
00115621	DRC-19/HCG10/ST1/NFI-WaSH-PROT	NGO/UNDP	On Going	865,510	865,510	863,472	99.76
00115643	DRC-19/HCG10/ST1/NFI-FSEC/INGO	NGO/UNDP	On Going	1,578,937	1,578,937	1,278,076	80.95
00115648	DRC-19/HCG10/ST1/EDU-PROT/INGO	NGO/UNDP	On Going	995,221	995,221	986,942	99.17
00115662	DRC-19/HCG10/ST1/NUT-HLT-FSEC/	NGO/UNDP	On Going	1,174,005	1,174,005	1,171,078	99.75
00115669	DRC-19/HCG10/ST1/PROT-EDU/INGO	NGO/UNDP	On Going	1,715,902	1,715,902	1,402,888	81.76
00115670	DRC-19/HCG10/ST1/PROT-EDU-FSEC	NGO/UNDP	On Going	1,262,924	1,262,924	1,259,775	99.75
00115671	DRC-19/HCG10/ST1/PROT-HLT/INGO	NGO/UNDP	On Going	1,055,843	1,055,843	1,048,586	99.31

00115672	DRC-19/HCG10/ST1/PROT-EDU/INGO	NGO/UNDP	On Going	1,262,015	1,262,015	1,258,868	99.75
00115673	DRC-19/HCG10/ST1/HLT-NFI/INGO/	NGO/UNDP	On Going	1,026,394	1,026,394	1,023,834	99.75
00115674	DRC-19/HCG10/ST1/WaSH-HLT/NGO/	NGO/UNDP	On Going	1,263,196	1,263,196	1,262,490	99.94
00115677	DRC-19/HCG10/ST1/NFI-WaSH/NGO/	NGO/UNDP	On Going	758,140	758,140	756,370	99.77
00115678	DRC-19/HCG10/ST1/FSEC-NFI/INGO	NGO/UNDP	On Going	789,469	789,469	787,500	99.75
00115679	DRC-19/HCG10/ST1/FSEC-WaSH/ING	NGO/UNDP	On Going	421,050	421,050	420,000	99.75
00115680	DRC-19/HCG10/ST1/FSEC-WaSH/ING	NGO/UNDP	On Going	1,262,240	1,262,240	1,259,092	99.75
00115681	DRC-19/HCG10/ST1/FSEC-NFI/NGO/	NGO/UNDP	On Going	1,063,149	1,063,149	1,060,497	99.75
00115682	DRC-19/HCG10/ST1/FSEC-WaSH/ING	NGO/UNDP	On Going	1,505,254	1,505,254	1,501,500	99.75
00115770	DRC19/ST1/WaSH-PROT/NGO/12059	NGO/UNDP	On Going	351,133	351,133	350,257	99.75
00115771	DRC19/ST1/PROT-HLT/INGO/12001	NGO/UNDP	On Going	393,314	393,314	379,769	96.56
00115772	DRC19/ST1/HLTNUTPRT/INGO/12030	NGO/UNDP	On Going	788,321	788,321	383,961	48.71
00115774	DRC19/ST1/FSEC-NFI/INGO/12069	NGO/UNDP	On Going	1,473,671	1,473,671	892,332	60.55
00115775	DRC19/ST1/FSEC-PROT/NGO/12093	NGO/UNDP	On Going	452,576	452,576	445,440	98.42
00116034	DRC-19/HCG10/ST1/HLT-NUT/INGO/	NGO/UNDP	On Going	1,473,674	1,473,674	1,469,999	99.75
00116035	DRC-19/HCG10/ST1/HLT-WaSH/INGO	NGO/UNDP	On Going	1,263,150	1,263,150	1,260,000	99.75
00116036	DRC-19/HCG10/ST1/FSEC-NFI-WaSH	NGO/UNDP	On Going	1,473,676	1,473,676	1,456,756	98.85
00116307	DRC19/ST1/PROT-EDU/INGO/13127	NGO/UNDP	On Going	375,061	375,061	82,197	21.92
00116309	DRC19/ST1/FSEC-NFI/INGO/13113	NGO/UNDP	On Going	646,134	646,134	315,769	48.87
00117101	DRC-19/HCG10//WaSH-HLT/13238	NGO/UNDP	On Going	2,105,250	2,105,250	2,090,472	99.30
00117102	DRC-19/PROT-WaSH-HLT/13242	NGO/UNDP	On Going	2,105,250	2,105,250	1,042,607	49.52
00117103	DRC-19/UR2/HLT-PROT/13239	NGO/UNDP	On Going	2,105,250	2,105,250	1,942,595	92.27
00117780	DRC-19/HCG10/UR3/NUTHLT/13790	NGO/UNDP	On Going	2,494,721	2,494,721	2,488,500	99.75
00118426	DRC-19/HCG10/UR3/EDUPROT/13891	NGO/UNDP	On Going	795,288	795,288	793,305	99.75
00118429	DRC-19/HCG10/UR3/HLTNUT/13869	NGO/UNDP	On Going	1,037,889	1,037,889	1,015,545	97.85
00118430	DRC-19/HCG10/UR3/WaSHLOG/13870	IOM	On Going	1,450,000	1,338,124	1,338,124	100.00
00118491	DRC-19/HCG10/UR3/NUTHLT/13848	NGO/UNDP	On Going	1,241,583	1,241,583	1,061,139	85.47
00118639	DRC-19/UR3/PROT-NUTHLT/13871	NGO/UNDP	On Going	578,774	578,774	494,351	85.41
00119292	DRC-19/HCG10/UR4/14737	NGO/UNDP	On Going	1,099,759	1,099,759	1,092,171	99.31
00122011	DRC-20/HCG10/RA1/HLT-WaSHPROT/	NGO/OCHA	On Going	509,070	509,070		0
00122012	DRC-20/HCG10/RA1/HLT-WaSHPROT/	NGO/OCHA	On Going	717,701	717,701		0
00122013	DRC-20/HCG10/RA1/HLT-WaSHPROT/	NGO/OCHA	On Going	717,701	717,701		0
00122014	DRC-20/HCG10/RA1/HLTPROT/ INGO	NGO/OCHA	On Going	717,701	717,701		0
00122015	DRC-20/HCG10/RA1/HLT-WaSHPROT/	NGO/OCHA	On Going	579,637	579,637		0
00122992	DRC-20/HCG10/RA1/HLW/N/15858	NGO/OCHA	On Going	463,491	463,491		0
00123041	DRC-20/HCG10/RA1/HLPR/UN/15886	UNFPA	On Going	399,951	399,951	397,993	99.51
00123103	DRC-20/HCG10/RA1/HPW/IN/15873	NGO/OCHA	On Going	717,701	717,701		0
00123104	DRC-20/HCG10/RA1/HWHP/IN/15867	NGO/OCHA	On Going	716,567	716,567		0
00123105	DRC-20/HCG10/RA1/HWP/ING/15880	NGO/OCHA	On Going	717,701	717,701		0
00123482	DRC-20/HCG10/RA1/WaPr/UN/15887	UNICEF	On Going	500,000	500,000	500,000	100.00
00124136	DRC-20/HCG10/RA1/HLT-W/O/15866	NGO/OCHA	On Going	410,111	410,111		0

00124365	DRC-20/HCG10/SA1/NFIF/NG/16957	NGO/OCHA	On Going	553,585	553,585		0
00124371	DRC-20/HCG10/SA1/WaSHNFI/INGO/	NGO/OCHA	On Going	1,222,437	1,222,437		0
00124372	DRC-20/HCG10/SA1/WaSNF/N/16888	NGO/OCHA	On Going	1,534,811	1,534,811		0
00124381	DRC-20/HCG10/SA1/H-NW/IN/17035	NGO/OCHA	On Going	1,229,203	1,229,203		0
00124383	DRC-20/HCG10/SA1/FSPRO/N/16791	NGO/OCHA	On Going	1,190,539	1,190,539		0
00124384	DRC-20/HCG10/SA1/FSPRO/I/16729	NGO/OCHA	On Going	1,142,708	1,142,708		0
00124616	DRC-20/HCG10/SA1/WSe/NGO/16862	NGO/OCHA	On Going	721,775	721,775		0
00124618	DRC-20/HCG10/SA1/HLN/ING/16779	NGO/OCHA	On Going	923,508	923,508		0
00124620	DRC-20/HCG10/SA1/FSNFING/16849	NGO/OCHA	On Going	921,377	921,377		0
00124759	DRC-20/HCG10/RA4/NFI-W/O/17303	NGO/OCHA	On Going	717,701	717,701		0
00124764	DRC-20/HCG10/SA1/NFIPR/N/16948	NGO/OCHA	On Going	1,114,082	1,114,082		0
00124767	DRC-20/HCG10/SA1/EDUP/IN/16680	NGO/OCHA	On Going	1,555,032	1,555,032		0
00124768	DRC-20/HCG10/SA1/PNU/ING/16793	NGO/OCHA	On Going	1,248,465	1,248,465		0
00124769	DRC-20/HCG10/SA1/PRNF/IN/16852	NGO/OCHA	On Going	921,308	921,308		0
00124771	DRC-20/HCG10/SA1/H-N/W/IN16822	NGO/OCHA	On Going	1,200,118	1,200,118		0
00124772	DRC-20/HCG10/SA1/HLNU/IN/16860	NGO/OCHA	On Going	601,367	601,367		0
00125186	DRC-20/HCG10/SA1/HPRO/UN/16855	UNFPA	On Going	2,223,332	2,223,332		0
00078047	DRC PF-Multisector-UN	OCHA	Operationally Closed	2,000,000	1,286,676	2,000,000	155.44
00078047	DRC PF-Multisector-UN	UNICEF	Operationally Closed	30,592,347	30,559,729	30,559,729	100.00
00085272	DRC PF MULTISECT/2013/UNDP-NGO	NGO/UNDP	Operationally Closed	13,577,972	13,554,951	13,554,923	100.00
00115773	DRC19/ST1/HLTPRTNUT/INGO/12164	NGO/UNDP	Operationally Closed	2,249,100	2,249,100	2,132,285	94.81
Multisectoral: Total				250,108,102	248,867,941	217,318,178	87.32

Nutrition							
00085217	DRC PF NUTRITION/2013/UN AGENC	UNICEF	On Going	1,769,503	1,769,503	1,769,503	100.00
00090652	DRC PF NUTRITION/2014/MA/NGO	NGO/UNDP	On Going	972,762	971,180	971,180	100.00
00095924	DRC/PF/NUTRITION/2015/NGO	NGO/UNDP	On Going	534,791	532,112	532,112	100.00
00103548	DRC PF NUTRITION/2016/MA/NGO	NGO/UNDP	On Going	443,895	442,788	442,788	100.00
00108070	DRC-17/NUT/UR5/NGO/7508	NGO/UNDP	On Going	291,304	290,026	290,026	100.00
00109005	DRC-17/HCG10/UR3/NUT/UN/7443	UNICEF	On Going	3,749,219	3,749,219	3,749,219	100.00
00110233	DRC-18/HCG10/UR1/NUT/INGO/8775	NGO/UNDP	On Going	263,155	262,498	262,498	100.00
00110234	DRC-/NUT/NGO/8783	NGO/UNDP	On Going	1,344,696	1,341,342	1,341,342	100.00
00110235	DRC-/NUT/NGO/8784	NGO/UNDP	On Going	931,418	931,418	551,156	59.17
00110236	DRC-18NUT/INGO/8797	NGO/UNDP	On Going	1,039,524	1,036,931	1,036,931	100.00
00110362	DRC-18/HCG10/UR1/NUT/INGO/8864	NGO/UNDP	On Going	425,763	424,702	424,702	100.00
00111286	DRC-18/HCG10/UR3/NUT-FSEC/9333	NGO/UNDP	On Going	306,072	305,309	305,309	100.00
00113523	DRC-18/HCG10/UR5/NUT/NGO/11047	NGO/UNDP	On Going	399,996	399,996	398,853	99.71
00115661	DRC-19/HCG10/ST1/NUT/INGO/1209	NGO/UNDP	On Going	404,308	404,308	403,299	99.75

00116305	DRC19/ST1/NUT/INGO/13130	NGO/UNDP	On Going	257,169	257,169	158,752	61.73
00119289	DRC-19/HCG10/UR3/NUT/14422	NGO/UNDP	On Going	842,100	842,100	67,421	8.01
00124138	DRC-20/HCG10/SA1/NUT/ING/16937	NGO/OCHA	On Going	1,377,336	1,377,336		0
00124139	DRC-20/HCG10/SA1/NUT/ING/17031	NGO/OCHA	On Going	1,074,406	1,074,406		0
00124374	DRC-20/HCG10/SA1/NUT/ING/16960	NGO/OCHA	On Going	1,071,555	1,071,555		0
00124501	DRC-20/HCG10/RA3/NUT/NGO/17176	NGO/OCHA	On Going	263,840	263,840		0
00124503	DRC-20/HCG10/SA1/NUT/UN/16959	UNICEF	On Going	1,299,334	1,299,334	279	0.02
00124607	DRC-20/HCG10/RA3/NUT/NGO/17193	NGO/OCHA	On Going	257,663	257,663		0
00078050	DRC - PF-Nutrition -MA/NGOs	NGO/UNDP	Operationally Closed	12,978,633	12,918,951	10,562,026	81.76
00078049	DRC - Pooled Fund:Nutrition-UN	UNICEF	Financially Closed	2,046,120	2,046,120	2,046,120	100.00
00085271	DRC PF NUTRITION/2013/UNDP-NGO	NGO/UNDP	Financially Closed	5,737,873	5,031,954	5,031,954	100.00
Nutrition: Total				40,082,434	39,301,759	30,345,469	77.21

Protection							
00085232	DRC PF PROTECTION/2013/UN AGEN	UNHABITAT	On Going	1,842,161	1,840,101	1,785,185	97.02
00085232	DRC PF PROTECTION/2013/UN AGEN	UNHCR	On Going	825,471	825,471	825,471	100.00
00085232	DRC PF PROTECTION/2013/UN AGEN	UNMAS	On Going	200,000	200,000	200,000	100.00
00091764	DRC PF PROTECTION/2014/MA/NGO	NGO/UNDP	On Going	1,865,565	1,861,445	1,861,445	100.00
00096604	DRC-POOLED FUND-PROTECTION-2015	NGO/UNDP	On Going	952,371	944,789	944,789	100.00
00098545	DRC-POOLED FUND-PROTECTION-UN-	UNHCR	On Going	300,000	300,000	300,000	100.00
00103546	DRC PF PROTECTION/2016/MA/NGO	NGO/UNDP	On Going	2,333,674	1,956,953	1,956,953	100.00
00105670	DRC-17/PROT/UR1/NGO/5605	NGO/UNDP	On Going	184,218	183,758	183,758	100.00
00105672	DRC-17/PROT/UR1/NGO/5697	NGO/UNDP	On Going	210,507	207,018	207,018	100.00
00106904	DRC-17/PROT/UR2/NGO/6656	NGO/UNDP	On Going	526,313	525,000	525,000	100.00
00107115	DRC-17/PROT/NGO/6881	NGO/UNDP	On Going	315,788	315,000	315,000	100.00
00108071	DRC-17/PROT/UR5/NGO/7438	NGO/UNDP	On Going	499,048	497,803	497,803	100.00
00108072	DRC-17/PROT/UR5/NGO/7470	NGO/UNDP	On Going	69,474	69,300	69,300	100.00
00108073	DRC-17/PROT/UR5/NGO/7568	NGO/UNDP	On Going	498,989	465,166	465,166	100.00
00110237	DRC-18/PROT/NGO/8772	NGO/UNDP	On Going	77,760	76,851	76,851	100.00
00110238	DRC/PROT/NGO/8801	NGO/UNDP	On Going	86,124	86,124	85,910	99.75
00110239	DRC-18/PROT/NGO/8806	NGO/UNDP	On Going	378,946	378,000	378,000	100.00
00110363	DRC-18/HCG10/UR1/PROT/NGO/8847	NGO/UNDP	On Going	121,570	121,267	121,267	100.00
00110364	DRC-18/HCG10/UR1/PROT/8896	NGO/UNDP	On Going	720,086	715,032	715,032	100.00
00110385	DRC-18/HCG10/UR1/8958	NGO/UNDP	On Going	216,855	216,315	216,315	100.00
00111291	DRC-18/HCG10/UR3/PROT/NGO/9291	NGO/UNDP	On Going	397,585	397,585	396,593	99.75
00111292	DRC-18/HCG10/UR3/PROT/NGO/9336	NGO/UNDP	On Going	145,581	145,581	145,250	99.77
00111293	DRC-18/HCG10/UR3/PROT/NGO/9347	NGO/UNDP	On Going	330,592	330,592	329,767	99.75
00111294	DRC-18/HCG10/UR3/PROT/NGO/9402	NGO/UNDP	On Going	135,833	135,833	126,068	92.81
00111623	DRC-16/HCG10/UR03/PROT/8968	NGO/UNDP	On Going	105,263	105,000	105,000	100.00

00111624	DRC-16/HCG10/UR03/PROT/9198	NGO/UNDP	On Going	210,526	210,001	210,001	100.00
00113111	DRC-18/HCG10/PU2/PROT/10934	NGO/UNDP	On Going	262,097	262,097	258,654	98.69
00113525	DRC-18/HCG10/UR5/PROT/11088	NGO/UNDP	On Going	110,526	110,526	107,678	97.42
00113526	DRC-18/HCG10/UR5/PROT/UN/11110	UNFPA	On Going	500,000	500,000	500,000	100.00
00113531	DRC-18/HCG10/UR5/PROT/11040	NGO/UNDP	On Going	308,419	308,419	307,650	99.75
00113532	DRC-18/HCG10/UR5/PROT/11049	NGO/UNDP	On Going	315,788	315,788	315,000	99.75
00115663	DRC-19/HCG10/ST1/PROT/INGO/118	NGO/UNDP	On Going	408,566	408,566	402,933	98.62
00115664	DRC-19/HCG10/ST1/PROT/NGO/1194	NGO/UNDP	On Going	300,004	300,004	299,255	99.75
00115665	DRC-19/HCG10/ST1/FSEC-NFI/INGO	NGO/UNDP	On Going	268,420	268,420	267,751	99.75
00115666	DRC-19/HCG10/ST1/PROT/NGO/1203	NGO/UNDP	On Going	210,525	210,525	210,000	99.75
00115667	DRC-19/HCG10/ST1/PROT/NGO/1204	NGO/UNDP	On Going	273,683	273,683	273,000	99.75
00115668	DRC-19/HCG10/ST1/PROT/NGO/1206	NGO/UNDP	On Going	291,577	291,577	290,849	99.75
00116033	DRC-19/HCG10/ST1/PROT/NGO/1214	NGO/UNDP	On Going	1,052,625	1,052,625	1,037,464	98.56
00116306	DRC19/ST1/PROT/INGO/13115	NGO/UNDP	On Going	240,595	240,595	173,975	72.31
00118423	DRC-19/HCG10/UR3/PROT/13845	NGO/UNDP	On Going	131,579	131,579	131,251	99.75
00118427	DRC-19/HCG10/UR3/PROT/13840	NGO/UNDP	On Going	210,073	210,073	209,549	99.75
00118428	DRC-19/HCG10/UR3/PROT/13865	NGO/UNDP	On Going	290,523	290,523	287,467	98.95
00119290	DRC-19/HCG10/UR3/PROT/14424	NGO/UNDP	On Going	473,681	473,681	472,500	99.75
00119291	DRC-19/HCG10/UR3/PROT/NGO/1443	NGO/UNDP	On Going	260,402	260,402	259,752	99.75
00119293	DRC-19/HCG10/UR4/PROT/14736	NGO/UNDP	On Going	201,465	201,465	200,684	99.61
00119294	DRC-19/HCG10/UR4/PROT/14735	NGO/UNDP	On Going	397,877	397,877	396,885	99.75
00119535	DRC-19/HCG10/UR3/PROT/UN/14897	UNFPA	On Going	248,971	248,971	12,128	4.87
00122009	DRC-20/HCG10/RA1/PROT/INGO/158	NGO/OCHA	On Going	403,181	403,181		0
00124122	DRC-20/HCG10/RA2/PROT/UN/16785	UNFPA	On Going	399,491	399,491	94,201	23.58
00124375	DRC-20/HCG10/SA1/PRO/ING/16667	NGO/OCHA	On Going	476,326	476,326		0
00124376	DRC-20/HCG10/SA1/PRO/NG/16769	NGO/OCHA	On Going	256,294	256,294		0
00124377	DRC-20/HCG10/SA1/PRO/NG/16896	NGO/OCHA	On Going	257,308	257,308		0
00124378	DRC-20/HCG10/SA1/PRO/ING/16920	NGO/OCHA	On Going	308,242	308,242		0
00124379	DRC-20/HCG10/SA1/PRO/ING/17012	NGO/OCHA	On Going	511,966	511,966		0
00124380	DRC-20/HCG10/SA1/PRO/ING/17044	NGO/OCHA	On Going	410,112	410,112		0
00124502	DRC-20/HCG10/RA3/PROT/INGO/171	NGO/OCHA	On Going	252,214	252,214		0
00124608	DRC-20/HCG10/RA3/PRO/ING/17203	NGO/OCHA	On Going	461,046	461,046		0
00124725	DRC-20/HCG10/SA1/PROT/UN/16854	UNFPA	On Going	699,995	699,995	310,346	44.34
00125182	DRC-20/HCG10/SA1/PRO/ING/16985	NGO/OCHA	On Going	554,711	554,711		0
00078037	DRC PF- Protection- MA/NGOs	NGO/UNDP	Operationally Closed	8,762,282	8,761,889	8,329,802	95.07
00085219	DRC PF PROTECTION/2013/UNDP-NG	NGO/UNDP	Operationally Closed	2,448,432	2,442,298	2,178,451	89.20
00078051	DRC - PF- Protection-UN	UNHABITAT	Financially Closed	571,996	571,996	571,996	100.00
00078051	DRC - PF- Protection-UN	UNHCR	Financially Closed	2,622,479	2,622,479	2,622,479	100.00

00078051	DRC - PF- Protection-UN	UNICEF	Financially Closed	655,946	655,061	655,061	100.00
Protection: Total				40,359,709	39,911,988	34,219,705	85.74

Shelter and Non-Food Items							
00091830	DRC-PF-SHELTERANDNFI/2014/UN	UNHCR	On Going	272,342	272,342	272,342	100.00
00095925	DRF/POOLED/UNDP/SHELTERANDNOFOO	NGO/UNDP	On Going	5,361,029	5,312,884	5,312,884	100.00
00100482	DRC-PF-NFI/2016/MA/NGO	NGO/UNDP	On Going	3,028,746	3,021,138	2,827,393	93.59
00100742	DRC PF/NFI/2016/UN	UNICEF	On Going	1,806,000	1,804,765	1,804,765	100.00
00105665	DRC-17/NFI/UR1/NGO/5710	NGO/UNDP	On Going	894,732	892,501	892,501	100.00
00108056	DRC-17/NFI/UR5/NGO/7430	NGO/UNDP	On Going	1,578,938	1,575,000	1,575,000	100.00
00108062	DRC-17/NFI/UR5/NGO/7432	NGO/UNDP	On Going	1,470,558	1,395,008	1,395,008	100.00
00108063	DRC-17/NFI/UR5/NGO/7451	NGO/UNDP	On Going	1,641,032	1,636,940	1,636,940	100.00
00110220	DRC-18/HCG10/UR1/NFI/NGO/8773	NGO/UNDP	On Going	398,454	397,461	397,461	100.00
00110221	DRC-18/HCG10/UR1/NFI/NGO/8774	NGO/UNDP	On Going	651,570	649,945	649,945	100.00
00110222	DRC-18/HCG10/UR1/NFI/NGO/8796	NGO/UNDP	On Going	421,536	417,005	417,005	100.00
00110357	DRC-18/HCG10/UR1/NFI/INGO/8891	NGO/UNDP	On Going	554,370	552,988	552,988	100.00
00111272	DRC-18/HCG10/UR3/NFI/NGO/9268	NGO/UNDP	On Going	434,552	433,419	433,419	100.00
00111273	DRC-18/HCG10/UR3/NFI/NGO/9337	NGO/UNDP	On Going	573,796	573,796	572,348	99.75
00113518	DRC-18/HCG10/UR5/NFI/NGO/11002	NGO/UNDP	On Going	700,418	700,418	698,671	99.75
00115619	DRC-19/HCG10/ST1/PROT-EDU/INGO	NGO/UNDP	On Going	526,312	526,312	521,993	99.18
00115620	DRC-19/HCG10/ST1/NFI-FSEC/NGO/	NGO/UNDP	On Going	595,781	595,781	594,295	99.75
00117779	DRC-19/HCG10/UR3/NFI/13791	NGO/UNDP	On Going	768,416	768,416	766,500	99.75
00118234	DRC-19/HCG10/UR3/NFI/NGO/13862	NGO/UNDP	On Going	150,526	150,526	145,188	96.45
00118420	DRC-19/HCG10/UR3/NFI/NGO/13844	NGO/UNDP	On Going	1,073,779	1,073,779	1,071,101	99.75
00118948	DRC-19/HCG10/UR3/NFI/NGO/14426	NGO/UNDP	On Going	526,313	526,313	510,099	96.92
00124360	DRC-20/HCG10/SA1/NFI/ING/16773	NGO/OCHA	On Going	569,991	569,991		0
00124361	DRC-20/HCG10/SA1/NFI/NGO/16971	NGO/OCHA	On Going	241,258	241,258		0
00124362	DRC-20/HCG10/SA1/NFI/NGO/16990	NGO/OCHA	On Going	309,468	309,468		0
00124363	DRC-20/HCG10/SA1/NFI/NGO/16993	NGO/OCHA	On Going	204,536	204,536		0
00124364	DRC-20/HCG10/SA1/NFI/NGO/16995	NGO/OCHA	On Going	710,595	710,595		0
00124606	DRC-20/HCG10/RA3/NFI/NGO/17180	NGO/OCHA	On Going	819,570	819,570		0
00124614	DRC-20/HCG10/SA1/NFI/NGO/16752	NGO/OCHA	On Going	442,959	442,959		0
00124615	DRC-20/HCG10/SA1/NFI/NGO/16905	NGO/OCHA	On Going	115,714	115,714		0
00124758	DRC-20/HCG10/RA4/NFI/ING/17411	NGO/OCHA	On Going	717,701	717,701		0
00125181	DRC-20/HCG10/SA1/NFI/NGO/16724	NGO/OCHA	On Going	236,362	236,362		0
00078053	DRC-PF-NFI-MA/NGOs	NGO/UNDP	Operationally Closed	17,448,809	17,433,921	16,981,163	97.40
00078052	DRC - PF-NFI-UN	UNHCR	Financially Closed	1,790,846	1,790,846	1,790,846	100.00
00078052	DRC - PF-NFI-UN	UNICEF	Financially Closed	781,433	773,761	773,761	100.00

00085273	DRC PF SHELTER-NFI/2013/UNDP-N	NGO/UNDP	Financially Closed	6,463,540	6,417,907	6,417,907	100.00
00091766	DRC PF SHELTER AND NON FOOD IT	NGO/UNDP	Financially Closed	538,191	537,959	537,959	100.00
Shelter and Non-Food Items: Total				54,820,173	54,599,282	49,549,480	90.75

Water Sanitation and Hygiene							
00085218	DRC PF WASH/2013/UNDP-NGOs	NGO/UNDP	On Going	8,951,982	8,889,649	8,594,732	96.68
00091765	DRC PF WASH/2014/MA/NGO	NGO/UNDP	On Going	1,746,445	1,722,598	1,722,598	100.00
00095926	DRC/POOLED/FUND/WASH/2015/NGO	NGO/UNDP	On Going	3,181,626	3,130,058	3,130,058	100.00
00100483	DRC-PF/WASH/2016/MA/NGO	NGO/UNDP	On Going	5,653,446	5,647,259	5,195,189	91.99
00100744	DRC PF/WASH/2016/UN	UNICEF	On Going	817,000	815,689	815,689	100.00
00105666	DRC-17/WASH/UR1/NGO/5695	NGO/UNDP	On Going	473,682	472,500	472,500	100.00
00108064	DRC-17/WASH/UR5/NGO/7433	NGO/UNDP	On Going	669,242	667,573	667,573	100.00
00108065	DRC-17/WASH/UR5/NGO/7462	NGO/UNDP	On Going	378,450	377,506	372,545	98.69
00108066	DRC-17/WASH/UR5/NGO/7511	NGO/UNDP	On Going	736,838	734,999	734,999	100.00
00108067	DRC-17/WASH/UR5/NGO/7547	NGO/UNDP	On Going	1,368,413	1,368,413	1,365,000	99.75
00110223	DRC-/WaSH/NGO/8790	NGO/UNDP	On Going	117,881	117,361	117,361	100.00
00110224	DRC-/UR1/WaSH/NGO/8800	NGO/UNDP	On Going	118,461	118,166	118,166	100.00
00110225	DRC-/UR1/WaSH/NGO/8809	NGO/UNDP	On Going	48,828	48,706	48,706	100.00
00110358	DRC-18/HCG10/UR1/WaSH/8856	NGO/UNDP	On Going	504,076	469,132	469,132	100.00
00110384	DRC-18/HCG10/UR1/WaSH/NGO/8957	NGO/UNDP	On Going	248,404	247,784	247,784	100.00
00111278	DRC-18/HCG10/UR3/WaSH/9247	NGO/UNDP	On Going	438,647	438,647	437,553	99.75
00111279	DRC-18/HCG10/UR3/WaSH/9252	NGO/UNDP	On Going	520,359	520,359	519,062	99.75
00111280	DRC-18/HCG10/UR3/WaSH/NGO/9276	NGO/UNDP	On Going	1,022,050	1,019,605	1,019,605	100.00
00111571	DRC-18/PU1/WaSH/INGO/10079	NGO/UNDP	On Going	1,220,084	1,220,084	1,217,042	99.75
00111572	DRC-18/PU1/WaSH/INGO/10124	NGO/UNDP	On Going	221,051	220,500	220,500	100.00
00111573	DRC-18/PU1/WaSH/NGO/10132	NGO/UNDP	On Going	210,526	209,810	209,810	100.00
00111592	DRC-18/PU1/WaSH/INGO/10128	NGO/UNDP	On Going	505,260	504,000	504,000	100.00
00113108	DRC-18/HCG10/PU2/WaSH/10909	NGO/UNDP	On Going	247,500	247,500	246,882	99.75
00115322	DRC-19/HCG10/UR1/WaSH/INGO/122	NGO/UNDP	On Going	237,194	237,194	236,089	99.53
00115644	DRC-19/HCG10/ST1/WaSH-PROT-FSE	NGO/UNDP	On Going	864,415	864,415	862,260	99.75
00115645	DRC-19/HCG10/ST1/WaSH/NGO/1190	NGO/UNDP	On Going	344,186	344,186	338,589	98.37
00115646	DRC-19/HCG10/ST1/WaSH/NGO/1199	NGO/UNDP	On Going	649,048	649,048	647,429	99.75
00115647	DRC-19/HCG10/ST1/WaSH/NGO/1211	NGO/UNDP	On Going	1,043,401	1,043,401	1,038,230	99.50
00115769	DRC19/ST1/WaSH/INGO/12169	NGO/UNDP	On Going	715,763	715,763	713,978	99.75
00116304	DRC19/ST1/WaSH/INGO/13142	NGO/UNDP	On Going	320,399	320,399	84,309	26.31
00117099	DRC-19/HCG10/UR2/WaSH/13236	NGO/UNDP	On Going	2,103,171	2,103,171	1,968,643	93.60
00117100	DRC-19/HCG10/UR2/WaSH/13241	NGO/UNDP	On Going	2,105,250	2,105,250	2,068,194	98.24
00118490	DRC-19/HCG10/UR3/WaSH/13842	NGO/UNDP	On Going	501,050	501,050	474,242	94.65
00119287	DRC-19/HCG10/UR3/WaSH/14419	NGO/UNDP	On Going	947,362	947,362	626,365	66.12
00119288	DRC-19/HCG10/UR3/WaSH/14420	NGO/UNDP	On Going	736,838	736,838	716,617	97.26

00122935	DRC-20/HCG10/RA1/WaSH/UN/15972	UNHCR	On Going	200,002	200,002	199,353	99.68
00122991	DRC-20/HCG10/RA1/W/IN/15883	NGO/OCHA	On Going	717,701	717,701		0
00123761	DRC-20/HCG10/RA2/WaSH/UN/16788	UNICEF	On Going	662,991	662,991	551,720	83.22
00124137	DRC-20/HCG10/SA1/WaS/ING/17024	NGO/OCHA	On Going	784,997	784,997		0
00124366	DRC-20/HCG10/SA1/WaSH/NG/16692	NGO/OCHA	On Going	585,781	585,781		0
00124367	DRC-20/HCG10/SA1/WaSH/NG/16743	NGO/OCHA	On Going	645,605	645,605		0
00124368	DRC-20/HCG10/SA1/WaSH/NG/16766	NGO/OCHA	On Going	598,066	598,066		0
00124369	DRC-20/HCG10/SA1/WaS/ING/16824	NGO/OCHA	On Going	343,985	343,985		0
00124370	DRC-20/HCG10/SA1/WaSH/NG/16859	NGO/OCHA	On Going	505,672	505,672		0
00124499	DRC-20/HCG10/RA3/WaSH/NGO/1715	NGO/OCHA	On Going	410,111	410,111		0
00124500	DRC-20/HCG10/RA3/WaSH/NGO/1718	NGO/OCHA	On Going	308,242	308,242		0
00124760	DRC-20/HCG10/RA4/WaS/NGO/17325	NGO/OCHA	On Going	615,832	615,832		0
00124765	DRC-20/HCG10/SA1/WaS/NGO/16706	NGO/OCHA	On Going	308,242	308,242		0
00078056	DRC-PF - WASH - MA/NGO's	NGO/UNDP	Operationally Closed	24,115,656	24,078,525	23,871,278	99.14
00078055	DRC-PF-WASH-UN	UNICEF	Financially Closed	590,640	589,058	589,058	100.00
Water Sanitation and Hygiene: Total				71,361,850	71,130,785	63,432,840	89.18

Grand Total				1,224,220,770	1,204,973,249	1,124,240,383	93.30
--------------------	--	--	--	----------------------	----------------------	----------------------	--------------

5.4 EXPENDITURE REPORTED BY CATEGORY

Project expenditures are incurred and monitored by each Participating Organization and are reported as per the agreed categories for inter-agency harmonized reporting. In 2006 the UN Development Group (UNDG) established six categories against which UN entities must report inter-agency project expenditures. Effective 1 January 2012, the UN Chief Executive Board (CEB) modified these categories as a result of IPSAS adoption to comprise eight categories. See table below.

2012 CEB Expense Categories

1. Staff and personnel costs
2. Supplies, commodities and materials
3. Equipment, vehicles, furniture and depreciation
4. Contractual services
5. Travel
6. Transfers and grants
7. General operating expenses
8. Indirect costs

2006 UNDG Expense Categories

1. Supplies, commodities, equipment & transport
2. Personnel
3. Training counterparts
4. Contracts
5. Other direct costs
6. Indirect costs

Table 5.4. Expenditure by UNDG Budget Category, as of 31 December 2020 (in US Dollars)

Category	Expenditure			Percentage of Total Programme Cost
	Prior Years as of 31-Dec-2019	Current Year Jan-Dec-2020	Total	
Supplies, Commodities, Equipment and Transport (Old)	119,919,305	-	119,919,305	11.40
Personnel (Old)	46,978,135	-	46,978,135	4.47
Training of Counterparts (Old)	4,952,458	-	4,952,458	0.47
Contracts (Old)	93,222,104	-	93,222,104	8.86
Other direct costs (Old)	260,259,275	-	260,259,275	24.75
Staff & Personnel Cost (New)	9,817,795	557,224	10,375,018	0.99
Suppl, Comm, Materials (New)	49,168,382	6,652,878	55,821,260	5.31
Equip, Veh, Furn, Depn (New)	15,527,092	1,021,514	16,548,606	1.57
Contractual Services (New)	97,108,929	23,207,752	120,316,681	11.44
Travel (New)	(202,439,275)	3,045,436	(199,393,839)	(18.96)
Transfers and Grants (New)	366,912,893	906,830	367,819,724	34.97
General Operating (New)	134,763,746	20,155,538	154,919,284	14.73
Programme Costs Total	996,190,838	55,547,172	1,051,738,010	100.00
² Indirect Support Costs Total	71,037,475	1,464,898	72,502,372	6.89
Total	1,067,228,313	57,012,070	1,124,240,383	

² Indirect Support Costs charged by Participating Organization, based on their financial regulations, can be deducted upfront or at a later stage during implementation. The percentage may therefore appear to exceed the 7% agreed-upon for on-going projects. Once projects are financially closed, this number is not to exceed 7%.

6. COST RECOVERY

Cost recovery policies for the Fund are guided by the applicable provisions of the Terms of Reference, the MOU concluded between the Administrative Agent and Participating Organizations, and the SAAs concluded between the Administrative Agent and Contributors, based on rates approved by UNDG.

The policies in place, as of 31 December 2020, were as follows:

- The Administrative Agent (AA) fee:** 1% is charged at the time of contributor deposit and covers services provided on that contribution for the entire duration of the Fund. In the reporting period US\$ **571,018** was deducted in AA-fees. Cumulatively, as of 31 December 2020, US\$ **12,596,271** has been charged in AA-fees.
- Indirect Costs of Participating Organizations:** Participating Organizations may charge 7% indirect costs. In the current reporting period US\$ **1,464,898** was deducted in indirect costs by Participating Organizations. Cumulatively, indirect costs amount to US\$ **72,502,372** as of 31 December 2020.

7. ACCOUNTABILITY AND TRANSPARENCY

In order to effectively provide fund administration services and facilitate monitoring and reporting to the UN system and its partners, the MPTF Office has developed a public website, the MPTF Office Gateway (<http://mptf.undp.org>). Refreshed in real time every two hours from an internal enterprise resource planning system, the MPTF Office Gateway has become a standard setter for providing transparent and accountable trust fund administration services.

The Gateway provides financial information including: contributor commitments and deposits, approved programme budgets, transfers to and expenditures reported by Participating Organizations, interest income and other expenses. In addition, the Gateway provides an overview of the MPTF Office portfolio and extensive information on individual Funds, including their purpose, governance structure and key documents. By providing easy access to the growing number of narrative and financial reports, as well as related project documents, the Gateway collects and preserves important institutional knowledge and facilitates knowledge sharing and management among UN Organizations and their development partners, thereby contributing to UN coherence and development effectiveness.

8. DIRECT COSTS

The Fund governance mechanism may approve an allocation to a Participating Organization to cover costs associated with Secretariat services and overall coordination, as well as Fund level reviews and evaluations. These allocations are referred to as 'direct costs'. The transfer for direct costs for the reporting period was US\$ **6,069,789**. Cumulatively, as of 31 December 2020, US\$ **24,242,416** has been charged as Direct Costs.

Table 8: Direct Costs

Participating Organization	Net Funded Amount	Expenditure	Delivery Rate
OCHA	13,894,125	11,537,774	83%
UNDP	10,348,291	8,763,522	85%
Total:	24,242,416	20,301,296	84%